

# Trade SIA in support of negotiations on a plurilateral Trade in Services Agreement (TiSA)

Draft inception report

Client: European Commission - DG Trade

Rotterdam, 8 April 2014





# **Trade SIA in support of negotiations on a plurilateral Trade in Services Agreement (TiSA)**

Draft inception report

Client: European Commission - DG Trade

Rotterdam, 08 April 2014

## About Ecorys

At Ecorys we aim to deliver real benefit to society through the work we do. We offer research, consultancy and project management, specialising in economic, social and spatial development. Focusing on complex market, policy and management issues we provide our clients in the public, private and not-for-profit sectors worldwide with a unique perspective and high-value solutions. Ecorys' remarkable history spans more than 80 years. Our expertise covers economy and competitiveness; regions, cities and real estate; energy and water; transport and mobility; social policy, education, health and governance. We value our independence, integrity and partnerships. Our staff comprises dedicated experts from academia and consultancy, who share best practices both within our company and with our partners internationally.

Ecorys Netherlands has an active CSR policy and is ISO14001 certified (the international standard for environmental management systems). Our sustainability goals translate into our company policy and practical measures for people, planet and profit, such as using a 100% green electricity tariff, purchasing carbon offsets for all our flights, incentivising staff to use public transport and printing on FSC or PEFC certified paper. Our actions have reduced our carbon footprint by an estimated 80% since 2007.

Ecorys Nederland BV  
Watermanweg 44  
3067 GG Rotterdam

P.O. Box 4175  
3006 AD Rotterdam  
The Netherlands

T +31 (0)10 453 88 00  
F +31 (0)10 453 07 68  
E [netherlands@ecorys.com](mailto:netherlands@ecorys.com)  
Registration no. 24316726

**W [www.ecorys.nl](http://www.ecorys.nl)**

# Table of contents

Preface	5
<b>1</b> <b>Overarching analytical framework</b>	<b>7</b>
1.1 Background of the Trade in Services Agreement (TiSA)	7
1.2 TSIA methodological pillars and framework	8
1.3 Summary of methods employed	9
1.3.1 Methodological pillars of the analytical process	11
1.3.2 Methodological pillars of the interactive input	12
<b>2</b> <b>Economic analysis</b>	<b>13</b>
2.1 Trade cost equivalent: econometric approach	13
2.1.1 Preliminary data work	13
2.1.2 Modelling the impact of bindings with gravity	13
2.2 CGE assessment	14
2.2.1 CGE model properties and setup	14
2.2.2 Modelling scenarios	16
<b>3</b> <b>Social analysis</b>	<b>17</b>
3.1 Overall approach	17
3.2 Baseline analysis	17
3.2.1 Quantitative baseline description	18
3.2.2 Qualitative baseline description	20
3.3 Impact analysis	22
3.3.1 Quantitative analysis	22
3.3.2 Qualitative analysis	22
3.4 Case studies	22
3.5 Human rights analysis	23
<b>4</b> <b>Environmental analysis</b>	<b>25</b>
4.1 Overall approach	25
4.2 Baseline analysis	25
4.3 Impact analysis	26
4.3.1 Quantitative analysis of greenhouse gas and air pollutant emissions	26
4.3.2 Qualitative analysis	28
<b>5</b> <b>Preliminary screening and scoping for in-depth analysis</b>	<b>33</b>
5.1 Screening and scoping throughout the study	33
5.2 Criteria used for screening and scoping	33
5.3 Preliminary screening of key issues in the EU regarding TiSA	34
5.4 Sector studies	37
5.4.1 Outline	37
5.4.2 Methodologies applied in the sector analysis	37
<b>6</b> <b>Resources and references for this study</b>	<b>39</b>
<b>7</b> <b>Consultations</b>	<b>41</b>

7.1	Stakeholder landscape	41
7.2	Consultation stakeholder plan	42
7.3	Risks to the stakeholder consultation plan	43
8	Planning and reporting	45
8.1	Planning and deadlines	45
8.2	Content mapping of the interim technical and final reports	45
	Annex A: Service sector mapping	49
	Annex B: List of identified stakeholders	61
	Annex C: Literature, tools, references	87

# Preface

The European Commission (DG Trade) awarded a contract to Ecorys, signed in December 2013, to conduct a trade sustainability impact assessment (Trade SIA) relating to the negotiation of a plurilateral trade in services agreement (TiSA). This is the draft inception report for the Trade SIA of such a TiSA.

Ecorys is aware of the important role of this study for the negotiation process as it will provide direct inputs for the negotiators as well as recommendations for policy makers implementing the agreement. The negotiations have started in early 2013 and currently comprise the EU and 22 other countries ("TiSA participants"); but other countries have shown interest as well. Ecorys closely consults with the EC on the planning and scope of this study to ensure optimal input into the process.

This inception report is based on the terms of reference, the Ecorys proposal that was submitted to DG Trade, and the subsequent discussions with the Steering Committee.

It does not aim to repeat what was written in our proposal, since this is still valid and available. Rather, this inception report summarises the most important methodological components of our study and highlights some of the main issues that will warrant further attention and focus during the implementation of the study – both in terms of content and in terms of organisation and planning of the project.

The Ecorys Team  
8 April 2014

*This report was commissioned and financed by the European Commission. The views expressed herein are those of the Contractor, and do not represent an official view of the Commission.*





# 1 Overarching analytical framework

## 1.1 Background of the Trade in Services Agreement (TiSA)

As services account for over two-thirds of global output, and trade in services have also become more important, in the early 1980s the idea for multilateral disciplines on services was launched. Negotiations on such disciplines were included in the Uruguay Round<sup>1</sup> and the resulting General Agreement on Trade in Services (GATS) entered into force on 1 January 1995, as an integral part of the WTO agreements.

When the GATS was concluded, the sectoral coverage of several members was relatively limited, and the commitments that were made were often only binding the statutory and regulatory status quo. The removal of barriers to services trade under the GATS has therefore been relatively limited. An important part of the original GATS is therefore the understanding that periodic negotiations will be undertaken to progressively liberalise trade in services. Article XIX of the agreement commits members to start a new round of negotiations on services in 2000, referred to as the built-in agenda. In addition, some GATS articles provide for negotiations on specific issues, intended to define rules and disciplines for domestic regulation, emergency safeguards, government procurement and subsidies.

In the first years after the Uruguay Round, agreement was reached on specific sectors, including on financial services, basic telecommunications and movement of natural persons; these agreements were attached to the GATS as protocols.

The next round of services negotiations was officially launched in February 2000. In March 2001, agreement was reached on the negotiating guidelines and procedures. In November 2001 at the WTO Ministerial Conference in Doha, the service negotiations became part of the "single undertaking" under the Doha Development Round. These negotiations aimed to further liberalise trade in services and to reduce existing imbalances across countries and sectors in terms of commitments. Strengthening GATS disciplines on domestic regulations and making progress in the area of GATS rules (subsidies, government procurement and emergency safeguards) was also part of the negotiating mandate. However, progress in the negotiations has been very slow since. The WTO Ministerial Conference in Geneva in 2011 acknowledged that negotiations were "at an impasse". Members were invited "to more fully explore different negotiating approaches while respecting the principles of transparency and inclusiveness".

Based on the outcome of the 2011 Ministerial Conference in Geneva, the US and Australia took the initiative to further explore the possibility for a plurilateral trade in services agreement with those WTO members willing to engage in substantive services liberalisation - the so-called Really Good Friends of Services (RGFs). The general idea behind the initiative is now that such a plurilateral agreement would be based on GATS, to facilitate possible multilateralisation of the agreement later. For the moment, the discussion does not foresee to apply TiSA on a MFN basis.

It should be noted that there have been some changes to the group of RGFs (from now on referred to as TiSA participants) over time. Participation has increased from originally 16 to currently 23 WTO members, comprising: Australia, Canada, Chile, Colombia, Costa Rica, the EU, Hong Kong,

---

<sup>1</sup> The Uruguay Round was the 8th round of multilateral trade negotiations conducted within the framework of the General Agreement on Tariffs and Trade (GATT), which was in place from 1986 to 1994 and included 123 countries.

Iceland, Israel, Japan, Liechtenstein, Mexico, New Zealand, Norway, Pakistan, Panama, Paraguay, Peru, Korea, Switzerland, Taiwan, Turkey and the United States. China and Uruguay have also recently expressed interest to join the negotiations.

According to the terms of reference (ToR) for this study, There is a common understanding between TiSA participants that this plurilateral Trade in Services Agreement (TiSA) should be comprehensive and ambitious, and should also reflect the autonomous liberalisation that has taken place already, thus binding the current practice. It should also aim to achieve further market access commitments, while at the same time creating new or enhancing existing disciplines relevant to services trade. It should also include further disciplines related to domestic regulation, international maritime transport, information and communication technology (ICT) services, e-commerce, computer-related services, postal and courier services, financial services, temporary movement of natural persons, government procurement of services, export subsidies, and state-owned enterprises.<sup>2</sup>

In March 2013, the European Commission was given a mandate by the EU Member States to open negotiations on a plurilateral trade in services agreement together with the other TiSA participants.

The present study aims to assess the potential sustainability impacts of such an agreement from the EU's perspective.

## 1.2 TSIA methodological pillars and framework

The overall approach to this Trade SIA is based on three linked phases:

1. Overall analysis of the sustainability impacts arising from the implementation of a future plurilateral Trade in Services Agreement (TiSA);
2. Sectoral Trade SIA for TiSA;
3. Proposals for policy recommendations and accompanying measures.

Our approach is based on the two methodological elements of a Trade SIA described in the ToR and the Trade SIA handbook<sup>3</sup>: 1) economic, environmental and social assessments as such; and 2) stakeholder consultations. The three phases are characterised by both quantitative and qualitative analyses. In addition, throughout the three phases we will engage in continuous feedback and consultation with key stakeholders to collect their input and to verify the results and complement the analysis with their feedback.

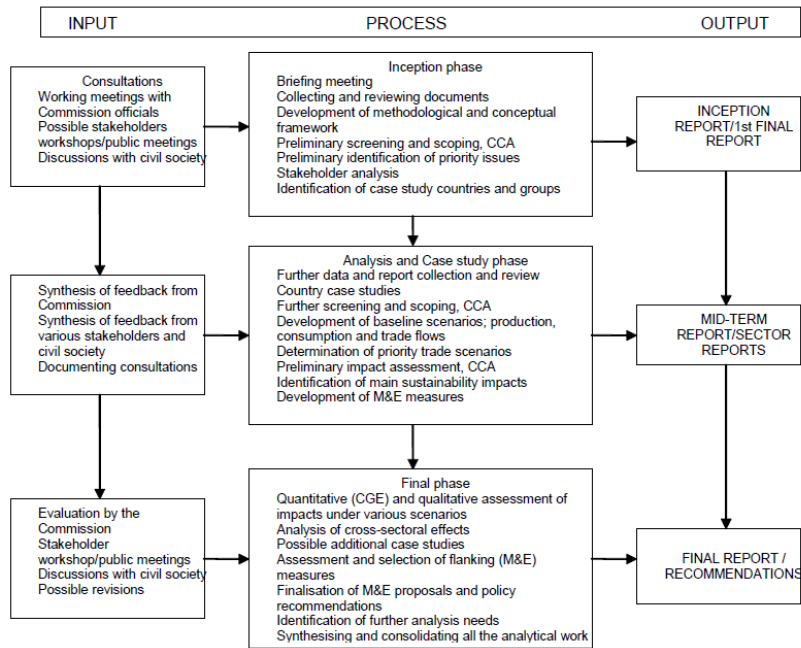
Schematically this approach is presented in Figure 1.1. It follows closely the overall methodology as outlined in the Trade SIA handbook, but includes some important additions and aspects that we have come to appreciate and seen as valuable over time (for example with respect to the consultation process). This methodology has been used and tested repeatedly in several previous Trade SIAs, notably for the FTAs between EU-Central America, EU-India, EU-ASEAN, EU-Ukraine, EU-Andean, EU-Libya, EU- Georgia and Moldova and most recently of the DCFTA between the EU and Armenia.

---

<sup>2</sup> This list is neither exhaustive, nor is there already agreement that there will be new /enhanced disciplines in all of these areas/sectors.

<sup>3</sup> Available at: [http://trade.ec.europa.eu/doclib/docs/2006/march/tradoc\\_127974.pdf](http://trade.ec.europa.eu/doclib/docs/2006/march/tradoc_127974.pdf).

**Figure 1.1 Input, process and output of a Trade SIA**



Source: European Commission, Trade SIA Handbook, page 12 (from Indufor, 2004).

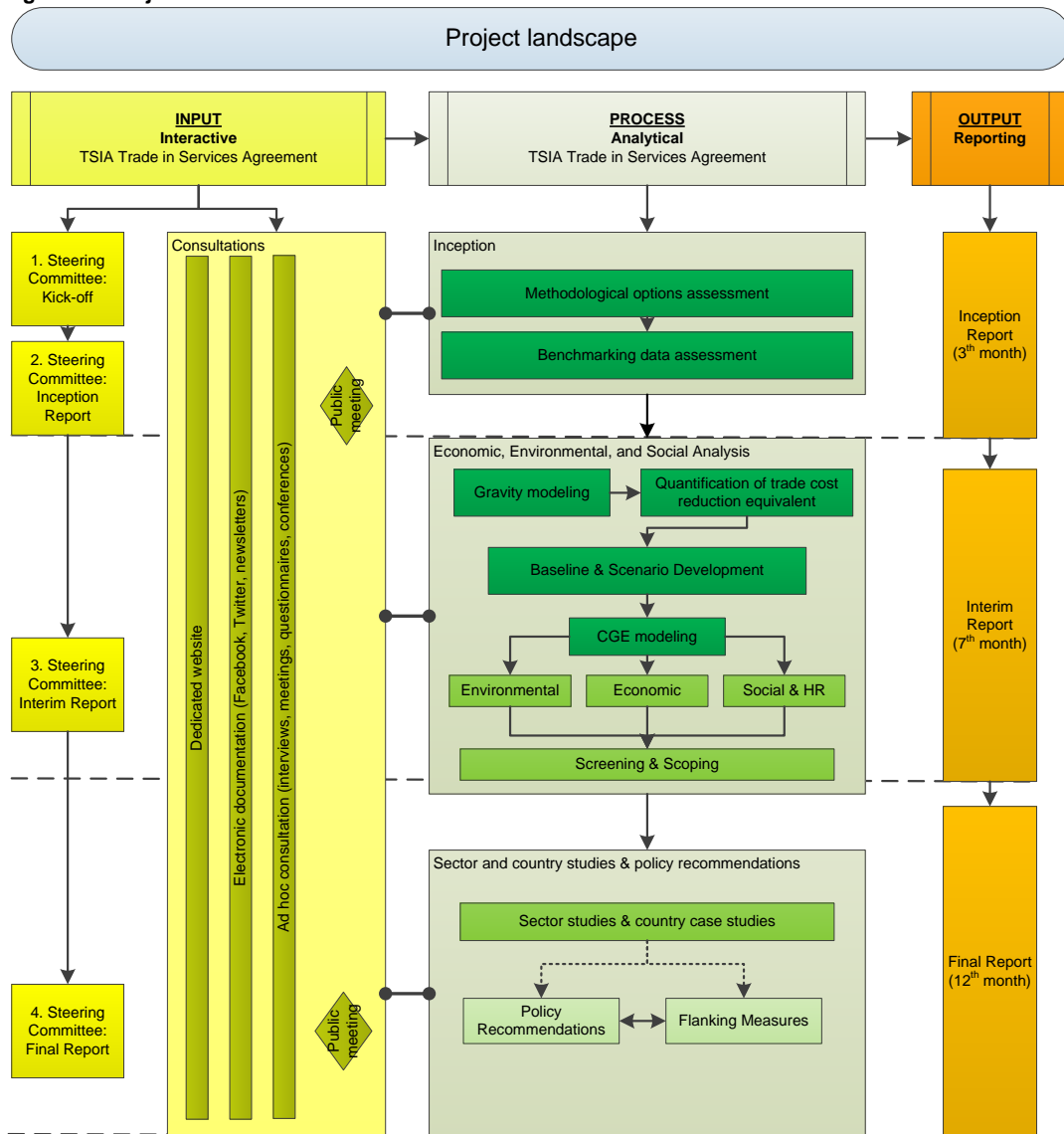
Figure 1.2 is based on Figure 1.1 but provides more insights with respect to the more complex methodological tasks related to the quantification of the trade cost reduction equivalent. This adds a methodological dimension relevant for trade in services in particular and not entailed in “conventional” TSIA.

### 1.3 Summary of methods employed

In order to conduct an analysis that fulfils the requirements of a TSIA, different methodological approaches will be applied. The mapping of TSIA TiSA specific tasks (Figure 1.2) to the generic TSIA framework (Figure 1.1) already provides an overall indication of the methods we will employ for this study. Here, we present a concise summary of how we will approach the different aspects of the project. More detailed descriptions can be found in the remainder of this inception report.

We will apply a methodology based on six main pillars developed on the basis of the ToR, the Trade SIA handbook and our own experience from previous Trade SIAs of what works well. There are two important reasons for applying such a multipronged approach: (1) weaknesses of one tool or method can be overcome by using others and (2) different methodologies and tools delivering results that point in the same direction, are important to validate and test the robustness of results.

Figure 1.2 Project framework



Ecorys, 2013, based on Trade SIA Handbook (2004), page 12.

The six main pillars are:

1. Screening and scoping analysis;
2. Gravity<sup>4</sup>, CGE and scenario analysis;
3. Additional quantitative and qualitative analysis;
4. Sectoral Analysis;
5. Causal Chain Analysis (CCA);
6. Dissemination and consultations with key stakeholders, including civil society.

Whereas Pillars 1 to 5 are part of the analytical process of the study, Pillar 6 refers to the interactive part. Please note that causal chain analysis (CCA) is a conceptual, horizontal tool used to identify the relevant cause-effect links between the trade measures proposed and the economic, social and environmental impact this trade measure may have. It is imperative for a realistic impact assessment that the CCA is applied to *significant* links between trade negotiations and their impacts. As such it applies to all phases of the study.

<sup>4</sup> Gravity modelling is specific to this Trade SIA as trade cost equivalents are quantified prior to CGE modelling.

**Table 1.1 Use of pillars in different phases of the study**

Phase	Pillar 1 Screening/ scoping	Pillar 2 Gravity, CGE & Scenario	Pillar 3 Additional analysis	Pillar 4 Sectoral analysis	Pillar 5 CCA	Pillar 6 Consultation & Dissemination
Inception	X				X	X
Overall sustainability analysis	X	X	X		X	X
Sectoral analysis			X	X	X	X
Policy recommendations and flanking measures					X	X

### 1.3.1 Methodological pillars of the analytical process

In the overall analysis we will apply an impact assessment framework consistent with the main sustainability dimensions (economic, social, and environmental). In the final stage of the project a similar framework will be applied to the sector analysis.

#### Economic analysis

In the economic analysis we will develop a benchmark approach, which will be based on the following successive steps:

1. First we will consolidate available regulation and trade barrier data and map these to trade and production data (benchmarking data assessment);
2. As a next step, we will apply gravity and econometric modelling, resulting in quantified trade cost equivalents, allowing us to produce a consistent mapping applicable to the CGE assessment;
3. Subsequently we will conduct a thorough scenario analysis in accordance with the criteria stipulated in the ToR. For this, we will consult closely with the client. This includes a benchmark method to quantify the trade cost reduction equivalent of binding autonomous levels of liberalisation, as well as defining which non-RGFs are potentially joining TiSA and are modelled as such in a second scenario;
4. Base on Step 3 we will in a final step conduct a CGE analysis, which provides main results at macro and sectoral levels – to a predetermined set of economic, social and environmental indicators.

#### Social analysis

For the social analysis we will do the following:

- Provide a baseline description using employment, wage, and poverty and inequality indicators;
- Use labour and wage related output indicators of the CGE model to show quantitative social impacts of TiSA;
- Through case studies provide a qualitative baseline description and impact assessment of specific social issues related to TiSA in specific RGFs;
- Prepare a human rights approach that prioritises according to specific indicators in order to target the most pressing human rights issues related to TiSA (as a horizontal issue or in specific RGFs).

#### Environmental analysis

For the environmental analysis we will do the following:

- Provide an indicator-based quantitative baseline description of all RGF countries;
- On the basis of the CGE model output, decompose air pollution into scale and composition effects;

- Prepare a review of trade in environmentally related services;
- Based on a screening and scoping exercise, identify the most relevant environmental issues related to TiSA, and delve deeper into these impacts with the help of case studies.

### **Sector analysis**

Through causal chain reasoning we will arrive at an analysis of direct and indirect impacts of the TiSA at sector level with a focus on the EU. We will test these impacts by applying qualitative techniques such as interviews and surveys, literature review, secondary data analysis, etc. We will describe the baseline situation of the sector, assess market access conditions, and analyse the sectoral impacts along the sustainability dimensions. Finally, using the framework established in the “main” sectoral analysis we will use a difference based approach to highlight differences between the EU and selected RGFs in terms of impact in a number of case studies.

#### *1.3.2 Methodological pillars of the interactive input*

Consultation is a key element of the study since the inputs of all stakeholders (businesses, administration, civil society, industry, etc.) into the negotiation process are needed to identify the main issues in relation to the sustainable development effects of TiSA. Hence, we aim to involve these stakeholders as actively as possible in the entire course of the study. Based on extensive experience with stakeholder consultation, we have developed a tested consultation plan, which is more elaborately presented in chapter 7. The dissemination of the results will be done by means of a dedicated website, which is also presented in chapter 7. Furthermore, a preliminary list of selected stakeholders can be found in the Annex B.

## 2 Economic analysis

### 2.1 Trade cost equivalent: econometric approach

#### 2.1.1 Preliminary data work

Before we can define model scenarios, or even discuss the regulatory and cost impact of an agreement on services trade by means of quantified trade costs and reduction equivalents, we first need to benchmark the status quo. This will be done in a three step approach:

1. Consolidation of regulatory and Non-Tariff Measures (NTM) data;
2. Integration with trade data;
3. Creation of Trade in Value Added (TiVA) based regulatory indexes.

In Step 1 we will consolidate available regulatory and NTM data from various sources including the World Bank Service Trade Restrictiveness Index (STRI) database, the OECD regulatory indicators, the World Bank and OECD's cost of doing business rankings, and UNCTADs NTM survey data.

For Step 2 we will take advantage of the integrated Trade in Services database (TSD) recently updated for the World Bank (Francois and Pindyuk, 2013). This database was developed as an input to the World Input Output Database (WIOD) and includes a reconciled version of source data from the OECD, EuroStat, UN, and national sources on bilateral services trade. These data have also been "scrubbed" of known problems with OECD and EuroStat trade data for services, and represent the best available bilateral services database. We will also work with recent FATS-based trade data (foreign affiliate trade statistics) from EuroStat, the OECD, and the US to examine turnover, net income, and employment patterns of foreign affiliates of service providers.

#### 2.1.2 Modelling the impact of bindings with gravity

We propose to examine two aspects of policy and bindings on policy econometrically. This involves application of a gravity model of trade in services. On the basis of this model, scenarios will then be specified for the CGE model. Specifically, we will first include the level of current openness, based on the World Bank's services trade restrictiveness estimates. These will yield estimates of the marginal impact of variations in actual policy on observed trade in services. The advantage of this approach over residual based methods is that we will not be attributing all unexplained services trade (basically the residuals in the gravity model) to trade restrictions. As measures of policy restrictiveness, we will work with the World Bank's estimates, as well as OECD estimates of restrictions on FDI in services. In addition to including measures of services openness in the gravity regressions, we will also include measures of the gap between bound rates on services market access and the applied level of access. Here, we will work with World Bank estimates of the gap between bound rates and applied rates that follow from their assessment of scheduled GATS commitments and if necessary we will improve on those on the basis of the text of the GATS commitments (to have a detailed sectoral breakdown). To the extent there is an impact following from reduced policy uncertainty – i.e. from less binding overhang or water in the binding vis-à-vis the applied rate – we expect this to be shown in the gravity regressions. Even if we do not find significant effects related to gaps between bound and applied rates, this would itself be informative.

In formal terms, we will follow the now standard approach of an exponential representation of services trade. Defining  $V_{j,s,d}$  as the value of services in sector  $j$  that are exported from source country  $s$  to destination country  $d$  this means the basic estimating equation is the following:

$$(1) \quad V_{(j,s,d)} = e^{\left( \sum_k b_{j,k} S_k + \sum_i b_{j,i} D_{j,i} + \sum_n b_{j,n} X_{j,s,d} + \varepsilon_{j,s,d} \right)}$$

In equation (1), the terms  $b$  are coefficients to be estimated. The source country terms  $\sum_k b_{j,k} S_k$  can be captured with a dummy variable that is source specific. Alternatively, a Taylor-series expansion has been used in the recent literature to include source specific variables. Similarly, the destination specific variables  $\sum_i b_{j,i} D_{j,i}$  can also be captured by a dummy that is destination specific. However, as we will be working with measures of policy and binding overhang that are destination but not country-pair specific, we will need to employ Taylor-type expansions instead of destination-specific dummy variables. (See Baier & Bergstrand 2009, and Francois & Manchin 2014). The remaining terms in the regression,  $\sum_n b_{j,n} X_{j,s,d}$ , represent pairwise measures of geographic, cultural, and economic policy distance that vary between country pairs. These variables include such measures as physical distance, common language, common legal systems, and political science measures of similarity of political systems. Note that measures of trade restrictions, and well as the gap between actual policy and GATS commitments are included in the terms  $D_{j,i}$ . The gravity equation will also include a control for the selection into exporting.

To the extent we identify coefficients  $b_{j,i}$  with respect to both restrictions on services, and the gap between bound and applied rates, which are both variables included in  $D_{j,i}$ , we can then use these coefficients, combined with corresponding values the variables themselves, to design experiments. These can be based on reductions in the gap between bound and actual policy (assuming this proves significant in the regressions), or changes in the policies themselves. We would take these coefficients, combined with elasticities either from the GTAP database itself, or from the elasticities reported by Francois and Hoekman (2010) to translate such changes in bound and actual policies into effective trade cost reductions. One option will therefore be to apply such reductions, obtained with a reduced form, to the CGE model directly, to estimate the impact of policy changes, we will however also explore a more structural approach introducing uncertainty in the CGE model and endogenise the trade impact of the legal binding of the applied levels of restrictions.

There is, of course, the risk that we will not be able to identify any impact of more strict bindings on trade flows. As it is well known that bindings tend to be well above actual applied rates, there is the chance that no impact is identified in the data. Furthermore the econometric estimates might turn out to be not different from zero because of high standard errors (which might stem from mismeasurement). If this proves to be the case, we will then need to explore alternative options with the client.

## 2.2 CGE assessment

### 2.2.1 CGE model properties and setup

The model to be employed here runs on the GTAP database, version 8 and is benchmarked to 2007. The benchmark can be projected to an alternative baseline year, which will be selected in consultation with the Steering Committee. It will be updated to 2012 with actual data, but could then be extended to a longer-term horizon with forecasts (to for example 2030). The model itself is based on Francois, van Meijl and van Tongeren (2005) and Dee et al (2011). It includes short- and long-run closure options as developed by Francois et al (1996), which play a part in long-term projections.

Key features of the model to be employed can be summarized as follows:

- It is a general equilibrium model based on the GTAP database;
- It includes scope for analysis of tariffs barriers and NTMs. NTMs in turn can be studied as a mix of rent- and cost-generating NTMs;



- Although it is a static model, it includes dynamic linkages between investment and the installed capital stock;
- It can be used to study NTM liberalisation spillovers (where some plurilaterally negotiated NTM reductions also spill over to third countries).

Table 2.1 summarizes the sectoral aggregation used for this study. Note, that ICT has been broken out of its original GTAP sector. The project team will attempt to further split business from professional services. This hinges on data availability, and at the moment there remains uncertainty about the feasibility of this option. Once the split has been implemented, the project team will take a decision jointly with the client on whether the aggregation should reflect this further level of detail or not. This decision will be made on the basis of underlying data and assumptions needed to make the split. Annex A contains a more detailed description of what services are covered in the service sectors (concordance between GTAP and EBOPS sectors).

**Table 2.1 GTAP Sector aggregation**

Goods	Services
Agriculture, forestry, fishing	Water transport
Other primary sectors	Air transport
Processed food	Other transport
Textiles, wearing and leather	Communications
Lumber, paper and paper products	Distribution
Oil gas and coke	Finance
Chemical & rubber products	Insurance
Electronic equipment	Business services
Other machinery and Equipment	ICT
Metal products	Construction
Motor vehicles	Personal (recreational, cultural, social)
Other transport equipment	Public (health, education, public administration, utilities)
Other manufacturing	

Table 2.2 shows the country/regional aggregation chosen for this study.

**Table 2.2 GTAP country aggregation**

TISA	Non-TISA
Australia	Brazil
Canada	China
Chile	Cambodia
Chinese Taipei	India
Colombia	Indonesia
Costa Rica	Laos
EU	Malaysia
Hong Kong China	Morocco
Israel	Philippines
Japan	Russia
Korea	Singapore
Mexico	Thailand
New Zealand	Uruguay

TiSA	Non-TiSA
Norway	Vietnam
Pakistan	Other EU neighbouring countries
Panama	Least Developed Countries <sup>5</sup>
Paraguay	Rest of the world
Perù	
Rest of EFTA <sup>6</sup>	
Switzerland	
Turkey	
United States	

### 2.2.2 Modelling scenarios

The scenario building will strongly depend on the outcomes of the following:

- Gravity estimates for trade costs related to current restrictions in services;
- Gravity estimates for trade cost reduction equivalents of binding autonomous levels of liberalisation; in other words, reduction of policy uncertainty.
- The GTAP country/regional aggregation and corresponding scenario definition, i.e. whether scenarios include “only” the current TiSA participants, or whether other non-TiSA countries join TiSA.

It is planned that we will model a conservative and an ambitious scenario with two TiSA country compositions. This leads to four overall scenarios summarised in Table 2.3. As becomes clear we are defining scenarios along two dimensions, i.e. the level of ambition in terms of liberalisation, as well as the geographical reach of TiSA. Concerning the former we assume that as the autonomous levels of liberalisation for all services sectors will be bound in the conservative scenario. In case of the ambitious scenario we consult with the Steering Committee to what degree further market access is granted. This will then be implemented in the modelling exercise. Similar counts with regard to the TiSA participants in the III and IV scenario; that is, it will be consulted with the Steering Committee which ASEAN countries shall be modelled as TiSA participants in addition to the current TiSA countries and China.

**Table 2.3 Summary of modelling scenarios**

	Level of ambition	Conservative	Ambitious
Countries in TiSA			
Current TiSA participant		I: Current TiSA participants bind the autonomous level of liberalisation	II: Current TiSA participants bind the autonomous level of liberalisation, and additional market access is granted
Current TiSA participants + China and ASEAN		III: Current TiSA participants, China, and selected ASEAN countries conclude TiSA and bind the autonomous level of liberalisation	IV: Current TiSA participants, China, and selected ASEAN countries conclude TiSA and bind the autonomous level of liberalisation, and additional market access is granted

<sup>5</sup> UNDP definition.

<sup>6</sup> Liechtenstein and Iceland.

## 3 Social analysis

### 3.1 Overall approach

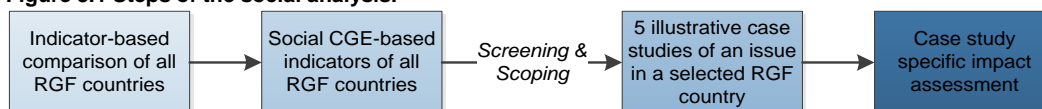
In the social analysis the focus will be on the impact of TiSA on individual welfare. Welfare at this micro-level can be influenced by changes on the expenditure side of households (e.g. changes in the level of consumption) as well as changes on the income side (e.g. changes in wages). The two elements combined provide a basis for determining the state of welfare for each individual. However, welfare is also determined by institutional elements such as human rights, labour market status (e.g. regulations concerning employment contracts, unemployment levels and unemployment benefits) and general inequality within the population of a country. Therefore such elements will also be taken into account in the social analysis.

The approach of the social analysis will be based on a two-level assessment. The first level is a more general level, including all RGFs, where impact is assessed according to a number of specific indicators. On the basis of the first findings at this general level, five topics for case studies at a lower, more micro-level will be identified. In these case studies, a more in depth analysis of the most important issues at play as well as a more in-depth estimation of likely impacts will be provided.

The social analysis will be implemented in three steps (visualised in Figure 3.1), as follows:

1. **Baseline analysis (see section 3.2).** Based on key social indicators for each RGF country, we will describe the current social situation will be described. Note that this is a description of the baseline, i.e. an overview of the current situation without any impact estimations;
2. **Impact analysis (see section 3.3).** Based on key CGE results related to social issues (e.g. wages, employment reallocation, consumer prices) and, where possible, by linking these CGE results to the baseline indicators, we will estimate the impacts of TiSA;
3. **Case studies (see section 3.4).** We will conduct a screening and scoping exercise, based on (1) identified social issues in certain countries in the baseline, (2) cases of high or unexpected CGE estimations of social changes or (3) a combination of (1) and (2). Thus five case studies will be identified and selected in close consultation with the Steering Committee. In these case studies we will analyse the relevant social issues more in-depth with a more detailed impact assessment on specific issues.

**Figure 3.1 Steps of the social analysis.**



### 3.2 Baseline analysis

The baseline will be described in two ways. Firstly, the current situation will be described using quantitative key social indicators. Secondly, a qualitative description of the decent work implementation in the set of countries with a decent work programme, as well as a description of the implementation of the core ILO labour standards will be provided.

### 3.2.1 Quantitative baseline description

A total of 11 social indicators are selected for use in the social analysis. All 11 indicators are commonly used to measure labour market performances, are related to at least one of the decent work pillars<sup>7</sup> and are likely to change to some degree as a result of significant trade liberalisation.

The main source used for indicator data is the *Key Indicators of the Labour Market (KILM)* tool of the ILO<sup>8</sup>. The main advantages of the use of this tool are (1) the large number of indicators included, (2) that the same indicators in different countries have been adjusted where necessary to ensure consistency, and therefore comparability, between countries and (3) the large number of countries with data. The KILM combines different data sources, including the OECD, ILO, World Bank Development Indicators and national statistical offices. Three indicators not available through KILM have been taken directly from alternative sources, namely OECD statistics and UN statistics.

Table 3.1 provides an overview of the 11 indicators which will be used for the baseline description. The second part of the table lists the variables from the CGE modelling which will be used in the social impact analysis.

The baseline value indicators can be linked to the CGE effect indicators in the following ways:

- **Employment indicators (1) – (6) and (9):** Increased output as a result of trade liberalisation is likely to result in an increase in employment, wages or a combination of the two. However, it should be noted that the CGE model cannot estimate both total employment and total wage changes. The CGE modelling results used will only include wage changes and are estimated using an assumption of fixed employment. As a result, only labour displacements at sector level can be provided.

With respect to total (un)employment effects, it is thus not possible to provide quantitative estimates. However, a likely direction of change on (un)employment can usually be argued for using changes in GDP and in wages. For example, an estimated increase in GDP and in wages is likely to result in job creation<sup>9</sup>.

- **Wage indicators (7) – (8):** These indicators are directly related to wages. CGE results include wage changes and can therefore be linked.
- **Poverty and inequality (10) – (11):** Levels of poverty and inequality can change as a result of changes in expenditure possibilities, measured in consumer prices, and changes in wages. Both prices and wages are included in the CGE estimates.

---

<sup>7</sup> There are four decent work pillars: (1) Job creation; (2) Rights at work; (3) Social security; (4) Social dialogue.

<sup>8</sup> See [http://www.ilo.org/empelm/what/WCMS\\_114240/lang--en/index.htm](http://www.ilo.org/empelm/what/WCMS_114240/lang--en/index.htm).

<sup>9</sup> The increase in demand could be translated completely in higher wages. However, it is more likely that an increase in employment has also taken place, possibly included in the CGE estimated wage effect due to the assumption of fixed employment.

**Table 3.1 Overview of the Social analysis indicators**

Indicator	Countries with Available data	Indicator Description	Sources
<b>Baseline value indicators</b>			
1	20	The share of employment in the service sector, compared to total employment.	KILM (mostly national statistical offices)
2	12	Share of unemployment of a duration of less than 6 months, compared to total unemployment.	KILM (OECD labour market statistics)
3	20	The proportion of the labour force that does not have a job and is actively looking and available for work	KILM (nationally reported and ILO calculations)
4	20	The proportion of males of the male labour force that does not have a job and is actively looking and available for work	KILM (nationally reported and ILO calculations)
5	20	The proportion of females of the female labour force that does not have a job and is actively looking and available for work	KILM (nationally reported and ILO calculations)
6	20	The proportion of youth (15-24) of the youth labour force that does not have a job and is actively looking and available for work	KILM (nationally reported and ILO calculations)
7	9	The minimum wage as a share of the mean wage	OECD statistics
8	11	Women's wages in manufacturing as a percentage of men's wages	UN statistics – relative old data (2007-2009)
9	11	Measurement of employment protection	OECD statistics
10	7*	The share of the population living below the national poverty line	KILM (World Bank Development Indicators)
11	13*	Normalized value representing the inequality of income between people.	KILM (World Bank Development Indicators)
<b>Effect (CGE) indicators</b>			
C1	20	TiSA induced estimated change in wage for workers in high skilled occupations	CGE modelling
C2	20	TiSA induced estimated change in wage for workers in low skilled occupations	CGE modelling
C3	20	TiSA induced estimated changes in labour quantities per sector per country, assuming fixed total labour (in the CGE model).	CGE modelling
C4	20	TiSA induced estimated change in consumer prices.	CGE modelling
C5	20	TiSA induced estimated change in total output	CGE modelling

\* The Poverty headcount and GINI coefficient for the missing countries will be taken from other sources. If the found indicators are consistent with the KILM methodology, these are added to the list.

Table 3.2 on the next page is an example of the output table, which will list the values of the selected social indicators for each country. Next to the baseline value indicators it will also include the TiSA effect indicators, thus making it a tool for analysis in the impact assessment (see section 3.3). For each combination of social baseline value indicator and country, the value of the indicator will be shown, as well as a ranking sign. This sign shows how the value of a specific indicator relates to the value of the same indicator for the other RGF countries. The meaning of the signs are based on dividing the countries in three groups equal in size, based on their ranking of the value of the indicator:

- ▲ Country is in the top group of countries with available data in terms of highest value for the social indicator;
- ▬ Country is in the middle group of countries with available data in terms of highest value for the social indicator;
- ▼ Country is in the lowest group of countries with available data in terms of highest value for the social indicator.

### 3.2.2 *Qualitative baseline description*

The topics of general ILO decent work status and progress, as well as the status and progress on ILO core conventions are difficult to include in a table with a single indicator. Parts of the decent work pillars are covered by the social indicators listed above. For those countries that have a Decent Work Programme<sup>10</sup>, the reported status and progress, based on ILO reports, will be also analysed.

With respect to the ILO core conventions, we will report on ratifications of the conventions, as well as on any relevant remarks from the ILO Committee of Experts on the Application of Conventions and Recommendations (CEACR). Thus we aim to identify any relevant issues with respect to ILO conventions currently present. We will focus on indicators for ratification and implementation of the following core labour standards:

- No. 29 and 105 on elimination of forced labour;
- No. 87 and 98 on freedom of association and the right to collective bargaining;
- No. 100 and 111 on non-discrimination; and
- No. 138 and 182 on elimination of child labour.

---

<sup>10</sup> Countries with a Decent Work Programme: Chile, Pakistan and Paraguay. Note that these are mostly the countries which are not included in the social indicators table above, which contains data for less than 20 countries.

**Table 3.2 Example of output table of the social indicators**

Country	Baseline value indicators										Effect (CGE) indicators									
	Employment					Wages					Poverty and inequality									
	Total Unemployment rate		Youth unemployment rate		Share of long duration unemployment		Relative minimum wage		Women's wages relative to men's		Poverty headcount		GINI coefficient		Consumer prices		High skilled wages		Low skilled wages	
	Value	Rank	Value	Rank	Value	Rank	Value	Rank	Value	Rank	Value	Rank	Value	Rank	Value	Rank	Value	Rank	Value	Rank
Australia	5,2%	-	□	□																
Canada	7,2%	▲																		
Chile	6,4%	-	□	□																
Chinese Taipei	4,2%	▼																		
Colombia	10,4%	▲																		
Costa Rica	7,6%	▲																		
Hong Kong China	3,3%	▼																		
Israel	6,9%	▲																		
Japan	4,3%	-																		
Korea	3,2%	▼																		
Mexico	4,9%	-																		
New Zealand	6,9%	-																		
Norway	3,2%	▼																		
Pakistan	5,1%	-																		
Panama	4,5%	-																		
Paraguay	6,3%	-																		
Peru	4,0%	▼																		
Switzerland	4,2%	▼																		
Turkey	9,2%	▲																		
United States	8,1%	▲																		

### 3.3 Impact analysis

#### 3.3.1 Quantitative analysis

The quantitative analysis of the impact of TiSA on each country will be done using the effect (CGE) indicators (C1) - (C4). We will analyse:

- Wage effects, including the differences between high and low skilled workers;
- Consumer price effects, with a focus on the difference between food and non-food price changes;
- Labour displacements between sectors.

The quantitative analysis will take into account differences between countries in the abovementioned effects.

#### 3.3.2 Qualitative analysis

In the qualitative impact analysis, the baseline indicators are linked to the effect (CGE) indicators, discussed above. Applying causal chain analysis, we will deduce likely relevant effects in terms of changes of the baseline value indicators as a result of the implementation of TiSA. Where possible, we will also link the estimated CGE effects to the qualitatively described status of the ILO core conventions and the decent work status in the countries with a decent work programme.

### 3.4 Case studies

Based on a screening and scoping exercise a total of five case studies of a single issue in a single country will be identified. The selection criteria for illustrative case studies include at least one of the following:

1. High impact in at least one of the CGE estimated effect indicators;
2. High or low value in at least one of the baseline level indicators;
3. A relevant estimated effect after linking 1. and 2. in the qualitative impact analysis (see paragraph 3.3.2).

In addition, stakeholder input could be used to select the case studies.

Table 3.2 will be used as a tool for the screening and scoping to select the case studies. Each row will provide information on the level of baseline indicators, CGE effect indicators and the performance of these indicators relative to other countries. If issues turn out to occur in several countries, a horizontal case study can be selected. A focus on a specific sector will be left for the sector studies.

Five case studies will be selected and conducted for specific country-issue combinations. The case studies will include an impact assessment starting with a summary of the overall results for the specific issue and country. Taking the basic linkages between indicators and CGE results as a starting point (insofar as possible – this can only be done to a limited extent for case studies selected on the grounds of stakeholder input), additional desk-based research related to the baseline situation, causal-chain analysis and some consultation with key stakeholders (e.g. trade unions in specific country) will be conducted, thereby allowing for a deeper assessment of issues and policies at play.



## 3.5 Human rights analysis

Our approach in this study is to focus on the HR issues that are likely to be affected by the TSIA. Since so many countries are involved in the analysis, it is important to detail the prioritisation element of the approach that encompasses the EU as well as the RGF countries. This will avoid loss of focus due to a consideration of all HR issues and all countries, which may provide a lot of very general and less relevant information and as such is not within the scope of this study.

Our practical approach consists of five steps. Each step is briefly described below.

### **1. Identify the main HR issues likely to be affected by the TSIA – based on experience of other Free Trade Agreements**

Based on previous TSIA analyses conducted by Ecorys and CEPR, we will make a pre-selection of basic human rights that are most likely to be affected by the plurilateral trade in services agreement. This approach will allow us to focus on the most substantial expected effects.

### **2. From our economic and additional quantitative social analysis derive the main expected HR impacts of TiSA**

As described, the study will include quantitative analysis of expected economic effects of TiSA, as well as additional social and environmental quantitative analysis. The results from these analyses will show, at the aggregate and at sector level, how TiSA could impact the EU and the other RGF countries. As such they are a first step to look at potential HR effects of the plurilateral trade in services agreement – focusing on those human rights prioritised in Step 1. In countries where TiSA is not expected to have much economic, social or environmental impact, it is unlikely there will be large HR effects.

### **3. Focused screening of HR records of the EU and RGF nations**

The HR records of the EU and RGF countries in this study vary substantially. Based on Steps 1 and 2, we will conduct a focused screening of the HR records of the EU and RGF nations where we see that relevant HR elements are likely to be affected by TiSA (Steps 1 and 2). This focused screening will consist of: 1. Ratification of core HR treaties; 2. Short summary of implementation of core HR treaties in practice. This focused screening is important to help draft policy recommendations because it displays the degree of HR resilience present in a country in the face of potential effects.

### **4. Three specific HR examples**

In addition to the overall analysis described in Steps 1, 2, and 3, we will also zoom in on a maximum of three HR-country (and -sector) specific issues to illustrate potential HR effects. We will apply causal chain analysis that runs from the expected change in production structure due to the plurilateral services agreement to expected HR impacts.

### **5. Draft policy recommendations and flanking measures**

Throughout the first four steps, we will gather information that underpins useful and concrete policy recommendations and flanking measures to enhance the positive and reduce the potential negative impacts of the TiSA on human rights.

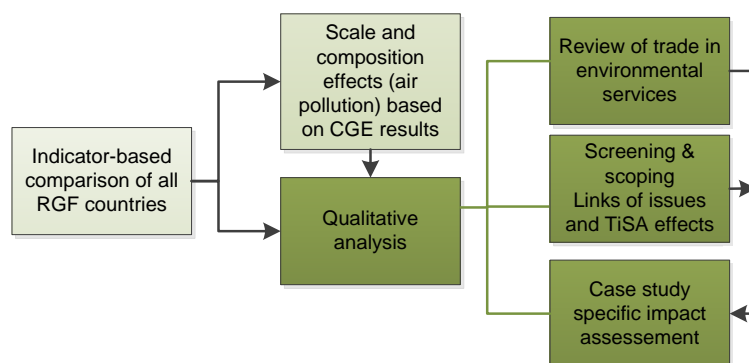


## 4 Environmental analysis

### 4.1 Overall approach

The environmental analysis will combine quantitative and qualitative approaches in order to provide a good balance between clear indicators, thorough impact analysis, and in-depth study of a number of specific issues. Our overall approach is illustrated schematically in the figure below.

**Figure 4.1 Schematic view of environmental analysis**



We will start with the development of a baseline built on (quantitative) indicators, which compares all RGF countries along several environmental dimensions. In the following impact analysis, the environmental dimensions will be linked to the economic impact indicators resulting from the CGE modelling exercise in several ways. For CO<sub>2</sub> emissions and air pollution, the impacts of the TiSA can be calculated quantitatively, decomposing the effects into a scale effect (pure output changes) and a composition effect (due to relative shifts between sectors). For all other environmental issues, through a qualitative analysis we will establish the most significant causal links between the CGE results and the environmental baseline status. The results of the quantitative and qualitative analyses coupled with the baseline feed into the screening and scoping exercise. This will result in an assessment of the importance of a particular country-specific environmental issue in the context of the TiSA. For a selection of such issues, a case study will be conducted, providing an issue specific impact assessment.

### 4.2 Baseline analysis

For the baseline analysis, we will cover the broad topics of water, air, climate change, ecosystems & biodiversity, and waste. For most of these topics, there are two types of indicators available: Statistics on the status, such as “total emissions” or “water withdrawal”, and policy indicators, such as “wastewater treatment” or “municipal waste collection”. We believe that it is relevant to combine these dimensions as far as possible because together they provide information on both the urgency of an issue, and on policy’s reactivity to issues and potential trends.

Most of the status indicators will be sourced from the World Development Indicators (WDI)<sup>11</sup>, whereas most policy indicators will be taken from the Yale Environmental Performance Index

<sup>11</sup> <http://data.worldbank.org/data-catalog/world-development-indicators>.

(EPI)<sup>12</sup>. The EPI transforms data into indicators on a 0-100 scale, with 100 being the “target” or “best” value. The unit and ranking direction of the other indicators depends on the issue, but in general we will try to make them as comparable between countries as possible by scaling them to the number of inhabitants or similar. For issues of global concern – such as climate change or endangered species – total figures will be presented as well, in order to make urgent global issues visible.

Issue	Status indicators	Policy indicators	Sources
Water	Withdrawals per resource (in %)	Wastewater treatment (0-100)	WDI, EPI
	Organic water pollutant (BOD) emissions (in kg per day per worker)	Pesticide regulation (0-100)	WDI, EPI
Air pollution	Total emissions of NO <sub>x</sub> and SO <sub>x</sub> (in tonnes)		WDI
	Emissions of NO <sub>x</sub> and SO <sub>x</sub> per unit of GDP (in t/€)		WDI
	Particulate matter (PM) exposure (0-100)		EPI
Climate change	Total emissions of CO <sub>2</sub> (in t)		WDI
	CO <sub>2</sub> emissions per GDP (in t/€)	Trend in CO <sub>2</sub> emissions per GDP (0-100)	WDI, EPI
Ecosystems & biodiversity	Fish stocks indicator (0-100)	Coastal shelf fishing pressure (0-100)	EPI
	Change in forest cover indicator (0-100)	Protected areas (0-100)	EPI
	Number of species endangered or critically endangered		IUCN Red List <sup>13</sup>
Waste	Share of population served by municipal waste collection (in %)		UNSD <sup>14</sup>

## 4.3 Impact analysis

### 4.3.1 Quantitative analysis of greenhouse gas and air pollutant emissions

#### Overview

The outcomes of the CGE model on activity in different economic sectors will be used to make calculations of emission changes. Special attention will be paid to the underlying drivers of emission changes; in this respect we expect a trade in services agreement to have only a limited direct effect on pollution. It can influence emissions due to a general increase in economic activity, or by triggering value chain effects, leading to shifts between sectors. In order to make the relative importance of each of these impact channels visible, the emissions will be decomposed into:

- A scale effect, showing the emission change due to changes in the total volume of economic activity, keeping sector shares constant; and
- A composition effect, showing the emission change due to shifts between sectors.

The sum of scale and composition effect yields the total TiSA-induced change in emissions.

<sup>12</sup> Hsu, A., J. Emerson, M. Levy, A. de Sherbinin, L. Johnson, O. Malik, J. Schwartz, and M. Jaitheh. (2014). The 2014 Environmental Performance Index. New Haven, CT: Yale Center for Environmental Law and Policy. Available: <http://www.epi.yale.edu>.

<sup>13</sup> <http://www.iucnredlist.org/>.

<sup>14</sup> United Nations Statistics Division Environmental Indicators (2013). For waste available at: <http://unstats.un.org/unsd/environment/municipalwaste.htm>.

Typically, the scale effect influences emissions positively, whereas the composition effect can reflect a reorientation towards less polluting or energy-intensive sectors, and have a reducing effect.

### Data sources and coverage

For the emission figures of the quantitative analysis, data from WIOD<sup>15</sup> will be used. The database concentrates on emissions related to economic activity. Therefore, the sector definitions of the WIOD database differ only slightly from those of a typical GTAP-based CGE model, but with some matching and aggregation, it is expected that a disaggregation level of around 10-15 sectors can be achieved. The latest available year in WIOD is 2009.

Data are available for the following RGF countries:

- Australia;
- Canada;
- Chinese Taipei (Taiwan);
- EU-27;
- Japan;
- South Korea;
- Mexico;
- Turkey;
- United States.

With Australia, Chinese Taipei, and Turkey, three countries are covered with which the EU currently does not have or is not in negotiations for a trade agreement including services, meaning that comparatively larger effects can be expected there.

The emissions covered under this analysis will be:

- Carbon dioxide (CO<sub>2</sub>);
- Local air pollutants: nitrogen oxides (NO<sub>x</sub>), sulphur oxides (SO<sub>x</sub>), and non-methane volatile organic compounds (NMVOC).

CO<sub>2</sub> is a special case, as the CGE model reports TiSA-induced changes in emissions directly. The team will review the data from both the CGE model and from WIOD and subsequently decide which to use for the quantitative assessment.

While other emission databases may provide a larger country coverage, it appeared more appropriate to use WIOD because of its larger sector disaggregation possibilities. For the countries it covers, a comparatively thorough analysis of scale and composition effects will be possible, making the quantitative analysis as thorough as possible. This trait of the WIOD-based analysis also speaks against the parallel use of it with other databases which have less sectoral detail, as the results would not be comparable. Other countries than those in WIOD – and other types of emissions, such as particulate matter, or other environmental issues – will still be covered by the qualitative analysis based on indicators, causal chain analysis, and case studies.

### Calculation of effects

Using sectoral emissions information from WIOD and matching it with the CGE sectors, or in the case of CO<sub>2</sub> taking it directly from the CGE model, sector emission coefficients can be established. With the help of these coefficients and the projected value added changes in the respective sectors,

---

<sup>15</sup> <http://www.wiod.org/database/ea.htm>, for more information also see [http://www.wiod.org/publications/source\\_docs/Environmental\\_Sources.pdf](http://www.wiod.org/publications/source_docs/Environmental_Sources.pdf).

combined with the projected increase in total GDP, the total, scale and composition effect of TiSA will be calculated.

The greenhouse gases can either be presented individually or can be converted into CO<sub>2</sub> equivalents (using UNFCCC conversion rates) and added up.

The total effect of greenhouse gases can additionally be expressed in welfare terms, i.e. in monetary values. The approach will be to convert all GHG emissions into CO<sub>2</sub> equivalents and multiply the change in total GHG emissions by an estimate of the social cost of carbon (SCC). In line with previous TSIA's, we suggest to assume a value of €20 per tonne CO<sub>2</sub>. This is roughly in line with the median reported in a meta study on the SCC by Tol (2008)<sup>16</sup>. However, as very diverse estimates for the SCC exist, the final choice of the SCC will be made in discussion with the client.

The welfare analysis for air pollutants depends on the availability of generic values of external costs per pollutant. Again, we opt to use one single database for such values, which is the results table from the NEEDS project<sup>17</sup>. This covers:

- EU27;
- Switzerland;
- Turkey.

#### 4.3.2 Qualitative analysis

The qualitative analysis of TiSA environmental effects will consist of three parts:

1. In a first step, a literature review of trade in environmental services will be carried out;
2. The second step is an extended screening and scoping exercise in order to single out issues for case studies;
3. In the third step, 5 case-studies will be carried out to allow for more in-depth qualitative analysis of selected issues.

#### Review of trade in environmental services

There are two focus areas for the review of trade in environmental services in the context of TiSA:

- The first is the potential complementarity of environmental goods and services in the value chain, especially where liberalization of services could enhance the effectiveness of reduced barriers in environmental goods trade. For example, for effective use of environmental goods, installation services or other technical consultancy is often required. Such services are complementary to the goods traded and may tend to develop in clusters together with manufacturing or development of the environmental goods. Enhanced access of foreign service providers may therefore improve the effectiveness of use of imported environmental goods;
- The second is the direct impact of environmental services on environmental issues, such as waste water treatment or waste collection. Often fears are voiced that international companies entering the markets for these services cannot replace traditional or formerly state-controlled services sufficiently.

The review of environmental services under TiSA will be based on a literature review, covering academic literature, publications from international organisations, as well as recent journal and news articles, in case these are relevant. The outcome will be a qualitative assessment of the importance of services trade liberalisation for environmental goods trade, as well as an overview of

---

<sup>16</sup> Tol, R. (2005): The marginal damage costs of carbon dioxide emissions: an assessment of the uncertainties. In: Energy Policy 33.

<sup>17</sup> [www.needs-project.org](http://www.needs-project.org).

concerns regarding liberalised environmental services in the context of TiSA participants. The results will also feed into the screening and scoping exercise described in the next section.

### Screening and scoping

The main part of the screening and scoping will consist of establishing links between the baseline indicators and related CGE model outcomes. As such, this exercise provides valuable general information on all countries' environmental performance and the likely trend influence due to TiSA. This overview will be the main source to single out relevant cases for in-depth qualitative assessment. At the same time, the approach will allow for sufficient flexibility in the choice of case studies, taking into account results from the analysis of environmental services, or stakeholder input.

The overview linking indicators and model outcomes follows the same approach as in the social analysis. We will first rank the RGF countries according to each indicator separately (this includes baseline status/policy indicators as well as effect "indicators" derived from the economic model). For each of these rankings, we will divide the countries into three groups, resulting in a top group (indicated by an upward arrow), a middle group (indicated by a horizontal bar) and a lower group (indicated by a downward arrow). This way, the relative performance of countries according to different indicators and effects can easily be seen.

Another important step is to establish links between the baseline indicators and the changes reported in the CGE model. We see the following results from the model as important influencing factors of environmental issues (in case they are not specified, the impacts refer to changes in value added in economic sectors, derived from the model scenario output):

**Table 4.1 Linkages between environmental issues and CGE modelling results**

Issue	Impacts of TiSA derived from CGE model (given in percentage changes)	Reasoning
Water	Agriculture, forestry, fishing Textiles	Agriculture is the most important water consumer. Textiles production can significantly contribute to water pollution.
Air pollution	Industry Transport	Industry and transport are the main air pollution sources.
Climate change	CO <sub>2</sub> emissions	CO <sub>2</sub> is the most important greenhouse gas contributing to climate change.
Ecosystems & biodiversity	Agriculture, forestry, fishing Land use	Fisheries affect fish stocks and maritime ecosystems / biodiversity. Agricultural output and land use are closely related, both leading to pressure on natural habitat and thus affecting ecosystems and biodiversity.
Waste	GDP	Waste production often increases with GDP.

As a result of the country ranking for all indicators, and the established linkages between baseline indicators and effects, interesting cases can be selected. The table below provides an example of this for water, air pollution and climate change. As stated above, there is still room at this stage to incorporate results from literature review and stakeholder input in the case study selection.

**Table 4.2 Issues and effects by country – exemplary table for selected issues**

Country	Baseline value indicators										Effect (CGE) indicators											
	Water				Air pollution						Climate change				Agriculture, forestry & fishing		Textiles		Industry		Transport	
	Withdrawals per resources (%)		BOD emissions		NO <sub>x</sub> emissions		SO <sub>x</sub> emissions		Particulate matter exposure		CO <sub>2</sub> emissions		CO <sub>2</sub> emissions		Value	Rank	Value	Rank	Value	Rank	Value	Rank
Value	Rank	Value	Rank	Value	Rank	Value	Rank	Value	Rank	Value	Rank	Value	Rank	Value	Rank	Value	Rank	Value	Rank	Value	Rank	
Australia	15%	▼																				
Canada	10%	-																				
Chile	5%	▲																				
Chinese Taipei																						
Colombia																						
Costa Rica																						
Hong Kong																						
Israel																						
Japan																						
Korea																						
Mexico																						
New Zealand																						
Norway																						
Pakistan																						
Panama																						
Paraguay																						
Perù																						
Switzerland																						
Turkey																						
United States																						



### Case studies

Based on the screening and scoping exercise described above, five case studies will be selected and conducted for specific country-issue combinations. The case studies will include an impact assessment starting with a summary of the overall results for the specific issue and country. Taking the basic linkages between indicators and CGE results as a starting point (insofar as possible – this can only be done to a limited extent for case studies selected on the grounds of qualitative review of environmental services trade, or stakeholder input), additional desk-based research related to the baseline situation, and causal-chain analysis will be conducted, thereby allowing for a deeper assessment of issues and policies at play.



## 5 Preliminary screening and scoping for in-depth analysis

### 5.1 Screening and scoping throughout the study

In line with the overall analytical framework of this Trade SIA, an elaborate screening and scoping exercise will be performed as part of the study at the end of the overall analysis, i.e. in the interim technical report. This analysis serves to identify in which areas the TiSA is expected to have significant impacts primarily with respect to the EU. Based on this identification, up to five sectors (or four sectors and one horizontal issue) will be selected for more detailed analysis in the final phase of the study.

However, already at this stage of the study, we have conducted a preliminary screening exercise in anticipation of the more detailed exercise at the end of the overall analysis. This is done in order to ensure that attention and resources are focussed on the main issues as early as possible.

Note that in addition to the screening and scoping to select sectors or horizontal issue for in-depth analysis in Phase 2 of the study, there are three screening and scoping exercises conducted in order to identify issues for case studies in the TiSA participant countries in the first phase of the study as part of the social and human rights analysis (see chapter 3) and in the environmental analysis (chapter 4).

The selection criteria for these case studies are presented in the respective chapters. This chapter focusses on the selection of sectors or horizontal issue.

### 5.2 Criteria used for screening and scoping

The full screening and scoping exercise will be based on the results of the overall analysis of impacts from the CGE model, additional analysis (i.e. social and environmental analysis as described in chapter 3 and 4), and stakeholder inputs. The main criteria used are listed in Table 5.1 below. These criteria will be directly applied to select sectors or horizontal issues that will be analysed in more detail for the final report. The final selection of sectors and/or horizontal issues will be done in close consultation with the Steering Committee.

**Table 5.1 Selection criteria applied in screening and scoping exercise**

Number	Criterion	Main sources of information
Criterion 1	Initial importance for economy (GDP, employment, trade shares).	GTAP data.
Criterion 2	Economic impact from TiSA	CGE modelling; causal chain analysis.
Criterion 3	Social / environmental importance / impact.	CGE, additional social / environmental modelling; causal chain analysis.
Criterion 4	Stakeholder issues of special importance.	Stakeholder consultation; additional documentation.
Criterion 5	Strategic importance of sector/issue in the negotiations.	Steering Committee, negotiating teams.

### **Criterion 1. Initial importance for the economy**

The potential impact of a TiSA on economic sectors differs with the importance and position of this sector in the economy in that a small change for a significant sector might cause more impact than a large change for a very small sector at national level. By taking into account these considerations, negotiation efforts can be directed at the most relevant issues with the potentially biggest impact.

The indicators used to screen the economic sectors in terms of their importance will include:

- Sector share in total value added;
- Sector share in total employment;
- Sector share in exports.

### **Criterion 2. Expected economic impact from a TiSA**

A second criterion for the scoping exercise is the impact from a TiSA on specific service sectors. The outcomes from the CGE modelling will be used to assess this impact from implementing the Agreement. The dynamic CGE results will also ensure that the ‘enabling nature’ of certain catalysing sectors (such as transport) is taken into account; in other words, potential ‘spill-over effects’ from specific service sectors to other sectors will also be taken into account. Combined with the first criterion this criterion establishes a quantitative (economic) base for the selection of important sectors, including changes to exports (cf. export potential), employment and contribution to GDP.

### **Criterion 3. Expected social, environmental and human rights impact**

The additional analysis of social, environmental and human rights impacts conducted as part of the overall analysis will also result in an identification of sectors or issues that are crucial to either one or all of these dimensions. Using the additional analyses and further logical reasoning (causal chain analysis), significant social, human rights and / or environmental impacts related to specific sectors or horizontal issues will be identified and specific issues flagged.

### **Criterion 4. Stakeholder issues of special importance**

By means of consultations the study will incorporate the input from civil society and key stakeholders to the TiSA negotiations. Their feedback on sectors and/or horizontal issues will be of vital importance for the sector selection via this criterion 4. Through our various consultation channels (see Chapter 7) stakeholders are invited to indicate sector or horizontal issues that they see as specifically important for indicated reasons.

### **Criterion 5. Strategic importance of the sector / issue in negotiations**

Under this criterion a number of other issues may be considered that would warrant sector / horizontal issue selection, such as existence of traditional industries and priority sectors for the negotiations of agreements on conformity assessment. We propose that such additional issues will be taken into account specifically if they are of importance to the negotiations, essentially making the negotiations as such a fifth, overriding criterion.

## **5.3 Preliminary screening of key issues in the EU regarding TiSA**

### *Criterion 1: Initial importance for the economy*

Table 5.2 provides the preliminary baseline shares for EU value added, exports, and imports of the respective GTAP sectors<sup>18</sup>. With more than 70% services take the largest share in value added of the EU economy. Public, business and distribution services are the three biggest sectors making up

---

<sup>18</sup> Please note, that splitting out Professional services, as well as ICT, as suggested in Table 2.1, is still ongoing. Preparing an updated baseline hinges on this activity.

more than half of the EU's value added. With regard to trade in services, business, distribution, transportation and financial service have the highest shares in services exports and imports.

Overall, relative to their share in value added, services are not traded as intensively as primary products and particularly manufacturing products. Particularly the latter accounts for more than 70% of the EU's imports and exports while the value added share is approximately 20%. The highest export shares of all sectors lie with other machinery (16,1%), and chemicals (14,85%) summing up to almost a third of all EU exports. These are also the sectors where the EU imports most of its products. In addition, it has to be noted that relative to its export share primary energy products are imported most intensively.

**Table 5.2 GTAP sectors, preliminary EU baseline shares (2007)**

Sector	Value added	Exports	Imports
<b>Primary</b>	<b>7,09%</b>	<b>7,51%</b>	<b>8,20%</b>
Agriculture, forestry, and fisheries	3,75%	1,66%	2,29%
Other primary sectors	0,57%	0,56%	1,02%
Processed foods	2,77%	5,29%	4,89%
<b>Manufacturing</b>	<b>20,03%</b>	<b>70,29%</b>	<b>71,12%</b>
Textiles and apparel leather	1,18%	3,71%	4,89%
Lumber pulp paper	2,00%	4,10%	3,75%
Primary energy	3,15%	0,53%	6,29%
Chemicals	2,74%	14,85%	12,83%
Electrical machinery	1,10%	4,57%	5,72%
Other machinery	3,50%	16,10%	12,46%
Metals and metal products	2,62%	8,07%	8,20%
Non metallic minerals	0,89%	1,30%	1,14%
Motor vehicles	1,30%	11,04%	9,13%
Other transport equipment	0,59%	2,36%	2,09%
Other manufactures	0,96%	3,66%	4,62%
<b>Services</b>	<b>72,89%</b>	<b>22,22%</b>	<b>20,67%</b>
Utilities	2,03%	0,51%	0,46%
Construction	6,88%	0,75%	0,60%
Water transport	0,40%	0,91%	0,71%
Air transport	0,40%	2,00%	1,68%
Land, other transport	3,23%	1,92%	2,15%
Communications	2,30%	0,88%	0,93%
Distribution	11,27%	2,28%	2,26%
Finance	4,71%	2,01%	2,00%
Insurance	1,28%	1,06%	0,54%
Business services	13,56%	7,75%	7,06%
Personal services	2,99%	1,18%	1,11%
Public services	23,84%	0,97%	1,17%

Source: GTAP 8.

Given the information presented in Table 5.2 it can be concluded that in terms of value added public, business, and distribution services are relatively important, while with regard to trade intensity business, distribution, financial, and transportation services play an important role.

#### *Criterion 2: Impact from TiSA*

This criterion will be analysed based on the assessment of effects made in the interim technical report.

#### *Criterion 3: Social / environmental impact*

This criterion will be analysed based on the assessment of effects made in the interim technical report.

#### *Criterion 4: Stakeholder issues of special importance*

Throughout the inception phase an extensive inventory of stakeholder groups in the RGF countries has been made with the help of the EU Delegations. Furthermore, first contact has been made with the European Services Forum as well as the European Economic and Social Committee.

The study team is aware of the letter signed by over 300 stakeholder groups around the world that has been sent to the trade ministers of the RGF countries organised by the “Our world is not for sale” initiative, which includes a number of stakeholder concerns and issues.

An initial assessment based on the above sources therefore allowed us to identify the following possible issues (non-exhaustive) under this criterion:

- From an European perspective the TiSA is particularly important with respect to those countries with which the EU has not signed or is not negotiating a trade agreement that include deep service trade provisions, e.g. Hong Kong, Taiwan, Australia, Chile, or Mexico;
- The IT and telecommunication, as well as maritime transport sector are of specific interest, more or less in line with the broader sector focus of the ToR (see also criterion 5). Additionally, the regulation of data flows is an important issue;
- Sensitive sectors are also those that are considered essential such as health care and insurance, water and energy provision, postal distribution, education, public transportation, and sanitation;
- With possibly increased opportunities for temporary movement of natural persons under a TiSA, it would be important to guarantee legal protection for their human and labour rights.

#### *Criterion 5: Strategic importance of sector in the negotiations*

Based on inputs received from the Steering Committee several issues of specific interest for the TiSA negotiations have been identified in this preliminary phase. The SC has indicated that the sectors mentioned in the terms of reference are still of particular interest. These are financial services, transport services, ICT and computer related services, as well as E-commerce. Furthermore, foreign equity capital, procedures and conditions for establishment, and licensing procedures and requirements are the horizontal issues of interest to the Steering Committee and by extension the negotiations. A highly relevant factor for the results of the study is the countries to be included in the scenarios as TiSA participants. Currently participation is a moving target with individual BRIC and/or ASEAN countries potentially joining the agreement. As mentioned in chapter 2 this has to be decided as part of the scenario building exercise.

Throughout the study the Steering Committee will provide inputs and feedback on the sectors or horizontal issues of interest.

## 5.4 Sector studies

Following the screening and scoping exercise described above we will select five sectors for in-depth analysis. The sector reports will follow a “standardised” template that guarantees comparability between them.

### 5.4.1 Outline

We will carry out each sector analysis according to the following steps:

1. Analysis of the baseline situation:  
We will start with an overview of the current situation in the sector, as this is crucial for understanding how it will be affected by the TiSA. The analysis of the baseline covers the assessment of the structure and performance of the sector in the EU, as well as the identification of particular sustainable development issues important to the sector;
2. Analysis of market access conditions:  
This analysis will identify current barriers to services trade in the selected sectors and how these barriers are likely to change. The focus will be on EU service exporters and the barriers they face in a selected number of export destinations, distinguishing between the different modes of supply;
3. Assessing the impact of TiSA:  
The analysis will be carried out along the sustainability dimension. As such, for the economic impact we will focus on the effects on the domestic market (prices, competition) and trade (imports and exports). Furthermore, the assessment of the social impact will focus on employment effects, wage and price effects (consumer effects), labour conditions effects, effect on the informal labour in the sector, health effects, HR effects. Lastly, the assessment of the environmental impact will focus on effects in waste, water, air pollution, climate change and biodiversity, to the extent relevant, both looking at direct and indirect effects (the effect that services sectors have on other sectors in the economy through their supporting nature);
4. Assessing the impact of TiSA for selected RGFs:  
The analysis through case studies within the sector reports will use the general sector study framework but focus on distinct differences in a number of TiSA participant countries as compared to the EU, i.e. apply a difference-based approach. The selection of these case studies will follow a similar approach as the screening and scoping exercise for the sector selection as presented in section 5.2..

### 5.4.2 Methodologies applied in the sector analysis

In the sector studies, we apply a range of complementary methodologies. The main ones are the following:

- Review of data and literature: analysis of relevant literature, including sector studies, policy documents, academic articles, and analysis of available data on production, employment, trade, etc.;
- Review of relevant legislation and regulation in the sector, incl. service schedules in the WTO for selected countries and possible market access issues;
- Causal chain analysis, based on CGE results and other collected information;
- Survey to help in assessing the impact on business and SMEs in particular;
- Structured interviews with representatives of government, trade and industry associations, civil society and environmental agencies, academics and other (sector and/or local) experts.





## 6 Resources and references for this study

As input to the Trade SIA, we have identified several references and relevant literature. A list of literature and websites identified is presented in Annex C.



## 7 Consultations

As indicated, consultations are an essential part of a Trade SIA. We will undertake an extensive and complementary range of activities aimed at consulting with the various key stakeholders that are affected by a possible TiSA. The interaction between international and local experts, NGOs, business, national government officials, EU-officials and other stakeholders will lead to a two-way exchange of information: The study team informs stakeholders about TiSA and its impact by disseminating (intermediate) study results, while stakeholders in turn provide important input into the process and feedback on the results. The consultation process thereby increases the understanding of the potential economic, social and environmental impacts of TiSA.

This chapter presents a brief overview of the stakeholder landscape, followed by a description of the consultation activities.

### 7.1 Stakeholder landscape

A key challenge in the consultation process for this study is related to the large number of stakeholders, given that the TiSA negotiations currently comprise 23 participants, while other countries are or may be interested to join the negotiations in the future. As with other Trade SIAs, the group of relevant stakeholders is also diverse, ranging from for example ministries, to business association and to social/environmental NGOs.

To identify key stakeholders in the 23 participating parties in the negotiations, the following initiatives have been taken so far:

- We contacted and involved EC Delegations in the TiSA participant countries from the very start of the study; numerous suggestions were made by these delegations for inclusion in our list of key stakeholders;
- We identified relevant EU stakeholders based on our past experience with Trade SIA consultation processes, and identified a number of additional stakeholders that are especially relevant for the TiSA;
- We are in close contact with the European Economic and Social Committee (EESC) on relevant stakeholder consultation activities that we could attend and on European stakeholders that are considered by EESC as relevant for this particular study;
- We have been in touch with the European Services Forum, to receive their relevant contacts.

This first identification exercise has led to a list of relevant stakeholder organisations for both the EU and other TiSA participants. This list can be found in Annex B. It will be further expanded and fine-tuned during the project. The extent to which the organisations from the list will be involved in the study depends on their interest in the TiSA and their willingness and time to actively participate in the study. It also depends on the outcomes of the first phase of the study, i.e. on the specific sectors and social, environmental or human rights issues that come out as likely to be most affected by the TiSA, as well as on the countries for which we will analyse specific issues in more detail (case studies).

## 7.2 Consultation stakeholder plan

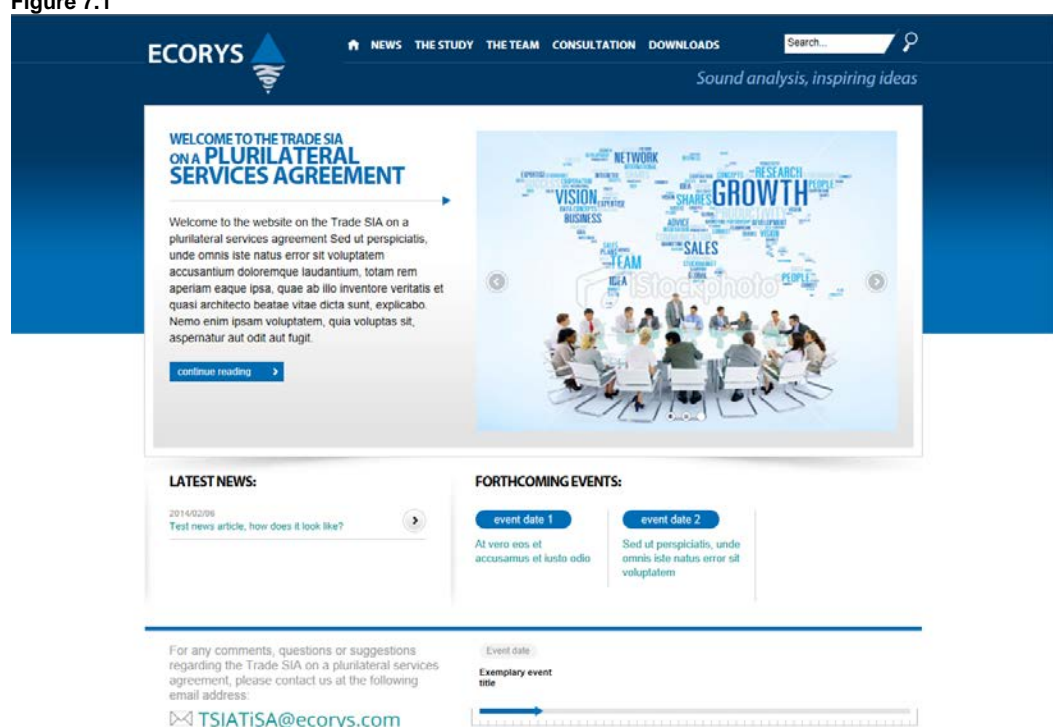
Stakeholders will be consulted throughout the course of the study. We will use different tools and forms of interaction, which are briefly summarised below. An overview of the feedback and suggestions received from stakeholders so far and how we have addressed these will be made in the final inception report as well as in subsequent reports (interim, final).

Given the large number of countries involved, the emphasis will be relatively more on internet-based tools as compared to other Trade SIAs.

### Website

During the inception phase we have developed a dedicated website for this study, which forms an essential part of the consultation process. The link to this website is: [www.trade-sia.com/tisa](http://www.trade-sia.com/tisa); a screen shot is provided below. The content of the website is available in English.

Figure 7.1



Visitors of the website can access the following information:

- News items about the activities of the project team and the progress made so far;
- Background information about the TiSA, the TSIA, and the study team;
- Information about the planning of consultation activities (e.g. public meetings in Brussels);
- Reports, presentations and minutes of meetings, which can be downloaded from the website.
- Links to the social media channels (Facebook, Twitter and LinkedIn), to other TSIA websites, relevant websites of the European Commission and EU Delegations, national government websites, etc.;
- Contact information for questions and feedback.

### Newsletters

Based on the list of relevant stakeholders that we identified (see section 7.1), we have developed a mailing list. Regular newsletters will be sent to the stakeholders on this list, informing them about the project activities and inviting them to provide feedback on our reports, attend meetings, participate in the survey, etc..

### Email address

A dedicated email address has been created so that it is clear to all stakeholders where they can send their questions or feedback on the reports. This e-mail address will also be used for the distribution of the newsletter. The e-mail address is: [tsiatisa@ecorys.com](mailto:tsiatisa@ecorys.com) and will be clearly stated on the website, in the newsletters, and on social media.

### Social media

Updates about the study will be disseminated through a dedicated Facebook page, Twitter account and a professional group on LinkedIn. These updates will mostly refer to new posts on the TSIA website. The preparation for the use of these social media tools has started and the links to these tools will be added in the final inception report.

### Public meetings in Brussels

Two civil society meetings will be organised in Brussels to inform and obtain feedback from EU civil society and key stakeholders. During the meeting we will present and explain the (results of) work completed and ask for constructive criticism on the methodology used and outcomes generated. A first meeting is planned for the 27<sup>th</sup> of March, after submission of the draft inception report. A second public meeting will take place after submission of the draft final report. The stakeholders will receive (the links to) the reports one week prior to the meeting so that they have sufficient time to prepare for the meetings.

### Survey

We also plan to undertake a survey, in order for all relevant stakeholders to be able to provide their input into the study. This survey will include a number of questions relevant to all stakeholders, but will also contain a section for business, which will among others serve to identify the views of and impact on business, including SMEs. For the survey, we will use the online survey tool of CheckMarket. We will send the questionnaire to the Steering Committee for approval. The survey is expected to be launched in April.

### Ad hoc consultations

Next to the above consultation activities, we will also organise or engage in some ad hoc consultation activities. This can for example include the attendance of conferences or workshops organised by other organisations, or selected interviews in the second phase (in-depth analysis).

## 7.3 Risks to the stakeholder consultation plan

Table 7.1 below identifies the main risks to the stakeholder consultation plan and the measures to mitigate these risks.

**Table 7.1 Risks to the TSIA consultation process and mitigation measures**

Risks	Approach to mitigate risks
Lack of participation of CSOs in the consultation process, due to unawareness, lack of time, or other reasons.	The first step to address this risk is to increase awareness of the TSIA and the TiSA negotiations more general. This includes a careful planning of the consultation process and presentation of a clear message on its mandate, objectives, full transparency of the process, etc. Dissemination activities described in section 7.2 (website, newsletters, etc.) will provide an important platform for this. If this proves to be insufficient / ineffective, more targeted activities (personal mailings, telephone calls) will be considered. Early engagement with key stakeholders in the field should help in also reaching other stakeholders. Organisations like the EU Delegation have helped to

Risks	Approach to mitigate risks
	identify and communicate with stakeholders. Social media tools will allow stakeholders to speak freely, and at a time convenient to them. It will also allow to share information with a larger number of stakeholders.
Lack of capacity of stakeholders to actively engage in debate.	<p>Although the lack of capacity cannot be solved by this study, this problem can at least partly be addressed in the following ways:</p> <ul style="list-style-type: none"> <li>• we will present the background of our study and preliminary results in a clear and understandable (i.e. non-technical) way;</li> <li>• we will send information to relevant stakeholders as early as possible, to give them sufficient time to digest the information and prepare a response;</li> <li>• for targeting specific stakeholders, we will develop questionnaires that will help to develop their position;</li> <li>• we will employ a number of different media and tools to allow for broad participation.</li> </ul>
Limited use of the TSIA website	We will encourage the use of the website through regular news updates via our mailing list and social media, and by encouraging our partners and relevant organisations (e.g. stakeholder organisations) to make reference to the website on their respective sites or in other publications. In addition we will use social media and specialised mailing lists to provide a platform for discussion and/or reach groups that may not be so easily reached via a website.
Uncoordinated or lack of response to flow of information	Two persons from Ecorys will be fully dedicated to managing the communication process of the civil society engagement.

## 8 Planning and reporting

### 8.1 Planning and deadlines

Table 8.1 shows the planning of the study, i.e. planned meetings, discussions, and report deadlines.

**Table 8.1 Planning**

Activity	Deadline
Kick-off meeting	17 January 2014
Minutes kick-off meeting for SC	27 January 2014
Discussion with Chief economist Unit on approach to economic analysis	14 February 2014
Draft inception report (IR)	9 April 2014
Online publication of IR	19 April 2014
Steering Committee (SC) meeting	5 May 2014
Civil Society Dialogue (CSD)	5 May 2014
Minutes of SC and CSD meetings	12 May 2014
Revised IR	26 May 2014
Approval IR, including selection of at least one sector for the in-depth analysis in phase 2	1 June 2014
Discussion with EC for scenarios	24 April 2014
Proposal for CGE modelling specifications	30 April 2014
Teleconference and decision on modelling /scenario specifications	6 May 2014
CGE tables and selection of social/environmental case studies	10 June 2014
Final selection of social/environmental case studies	16 June 2014
Draft Interim Technical Report (ITR)	4 July 2014
Online publication of draft ITR	14 July 2014
SC meeting	18 July 2014
Minutes SC meeting and final sector selection	29 July 2014
Revised ITR	25 August 2014
Approval ITR	1 September 2014
Draft Final Report (DFR)	29 October 2014
Online publication DFR	5 November 2014
SC meeting	19 November 2014
CSD meeting	19 November 2014
Minutes of SC/CSD meeting	20 November 2014
Revised FR	17 December 2014

### 8.2 Content mapping of the interim technical and final reports

Table 8.2 outlines the content of the interim technical and final report.

**Table 8.2 Content mapping of reports**

Report	Content
Interim technical report	<ul style="list-style-type: none"> <li>• A short executive summary in which the preliminary results are presented;</li> <li>• Summary of results of the trade cost reduction equivalent assessment;</li> <li>• A description of the scenarios;</li> <li>• The CGE model and its results, including the underlying assumptions of the model and their implications for the results;</li> <li>• The additional quantitative analyses and their results at the overall level, with a focus on social and environmental impact;</li> <li>• The additional qualitative analyses and their results at the overall level,;</li> <li>• 3-5 case studies for the additional analyses;</li> <li>• An overview of the activities related to consultation and dissemination and their results, in particular:               <ul style="list-style-type: none"> <li>- The development and implementation of the stakeholder consultation plan;</li> <li>- Consultations and dialogue with external experts from civil society;</li> <li>- Social partners and other targeted consultation: summary of comments and suggestions received (via e-mail, website comment function, ordinary mail, meetings etc.) and how these were taken up by the study team;</li> <li>- Development of the network of Trade SIA experts: contacts made, information provided / disseminated and comments received.</li> </ul> </li> <li>• Overview of the Trade SIA website use / visits;</li> <li>• A final screening and scoping exercise to define the sectors and horizontal issues to be analysed in-depth in the final phase;</li> <li>• A progress briefing, summarising the main activities undertaken so far;</li> <li>• A roadmap for the work necessary to complete the final report.</li> </ul> <p>The report will be maximum 200 pages long, excluding annexes.</p>
Final report	<ul style="list-style-type: none"> <li>• A short executive summary in which the final results of the study are presented;</li> <li>• A description of the Trade SIA methodology used;</li> <li>• Outcomes and results of the Trade SIA assessment, of both the overall analysis (including remaining case studies) and sectoral analysis;</li> <li>• Proposals for flanking measures and policy recommendations;</li> <li>• An overview of the activities related to consultation and dissemination and their results, in particular:               <ul style="list-style-type: none"> <li>- Outline of contacts with stakeholders (including social partners and other targeted consultation) in the EU;</li> <li>- Outline of contacts with stakeholders (including social partners and other targeted consultation) in RGF countries;</li> <li>- Minutes of the public meetings with civil society held in Brussels outlining key stakeholder positions and points of views with an indication how their views have been taken into account by the study team, the programmes and list of participants.</li> </ul> </li> <li>• Conclusions;</li> <li>• References and key resources.</li> </ul> <p>The final report will have a maximum of 200 pages, excluding annexes.</p> <p>As requested in the ToR, the final report will be accompanied by a Briefing document (2 pages maximum), which will include:</p> <ul style="list-style-type: none"> <li>• the objectives, scope and purpose of the Trade SIA;</li> <li>• the main trade measures identified for impact analysis;</li> <li>• the liberalisation scenarios considered;</li> </ul>



Report	Content
	<ul style="list-style-type: none"> <li>• other key assumptions and hypotheses;</li> <li>• the most significant economic, social, environmental and human rights impacts identified;</li> <li>• the most important complementary policy measures recommended in order to minimise negative impacts and maximise positive impacts of the trade measures proposed;</li> <li>• the sources of evidence, and the qualitative and quantitative evidence-gathering techniques used;</li> <li>• details of the consultation process undertaken for the Trade SIA;</li> <li>• limitations in the design or the execution of the Trade SIA in meeting the project aims and objectives;</li> <li>• suggestions (where relevant) of issues or aspects for further investigation, including ex post analysis of the impacts of any agreement reached at the conclusion of negotiations.</li> </ul>



## Annex A: Service sector mapping

Please find in this appendix the detailed mapping of the sectoral aggregation presented in chapter 2. Please note that goods sectors include a more detailed description<sup>19</sup>, while GTAP service sectors are mapped to EBOPS sectors.

---

<sup>19</sup> See also: <https://www.gtap.agecon.purdue.edu/databases/contribute/detailedsector.asp>

**Table A1: GTAP Goods sector mapping**

GTAP Nr.	Abbrev	Original GTAP sector	Description	Abbrev	Agg. Nr	Sector Name
2	WHT	Wheat	Wheat: wheat and meslin	AFF	1	Agricultural, forestry, fisheries
3	GRO	Cereal grains nec	Other Grains: maize (corn), barley, rye, oats, other cereals	AFF	1	Agricultural, forestry, fisheries
4	V_F	Vegetables, fruit, nuts	Veg & Fruit: vegetables, fruitvegetables, fruit and nuts, potatoes, cassava, truffles,	AFF	1	Agricultural, forestry, fisheries
5	OSD	Oil seeds	Oil Seeds: oil seeds and oleaginous fruit; soy beans, copra	AFF	1	Agricultural, forestry, fisheries
6	C_B	Sugar cane, sugar beet	Cane & Beet: sugar cane and sugar beet	AFF	1	Agricultural, forestry, fisheries
7	PFB	Plant-based fibers	Plant Fibres: cotton, flax, hemp, sisal and other raw vegetable materials used in textiles	AFF	1	Agricultural, forestry, fisheries
8	OCR	Crops nec	Other Crops: live plants; cut flowers and flower buds; flower seeds and fruit seeds; vegetable seeds, beverage and spice crops, unmanufactured tobacco, cereal straw and husks, unprepared, whether or not chopped, ground, pressed or in the form of pellets; swedes, mangolds, fodder roots, hay, lucerne (alfalfa), clover, sainfoin, forage kale, lupines, vetches and similar forage products, whether or not in the form of pellets, plants and parts of plants used primarily in perfumery, in pharmacy, or for insecticidal, fungicidal or similar purposes, sugar beet seed and seeds of forage plants, other raw vegetable materials	AFF	1	Agricultural, forestry, fisheries
9	CTL	Bovine cattle, sheep and goats, horses	Cattle: cattle, sheep, goats, horses, asses, mules, and hinnies; and semen thereof	AFF	1	Agricultural, forestry, fisheries
10	OAP	Animal products nec	Other Animal Products: swine, poultry and other live animals; eggs, in shell (fresh or cooked), natural honey, snails (fresh or preserved) except sea snails; frogs' legs, edible products of animal origin n.e.c., hides, skins and furskins, raw , insect waxes and spermaceti, whether or not refined or coloured	AFF	1	Agricultural, forestry, fisheries
11	RMK	Raw milk	Raw milk	AFF	1	Agricultural, forestry, fisheries
12	WOL	Wool, silk-worm cocoons	Wool: wool, silk, and other raw animal materials used in textile	AFF	1	Agricultural, forestry, fisheries

GTAP Nr.	Abbrev	Original GTAP sector	Description	Abbrev	Agg. Nr	Sector Name
13	FRS	Forestry	Forestry: forestry, logging and related service activities	AFF	1	Agricultural, forestry, fisheries
14	FSH	Fishing	Fishing: hunting, trapping and game propagation including related service activities, fishing, fish farms; service activities incidental to fishing	AFF	1	Agricultural, forestry, fisheries
15	COA	Coal	Coal: mining and agglomeration of hard coal, lignite and peat	EGY	2	Oil, gas, coke
16	OIL	Oil	Oil: extraction of crude petroleum and natural gas (part), service activities incidental to oil and gas extraction excluding surveying (part)	EGY	2	Oil, gas, coke
17	GAS	Gas	Gas: extraction of crude petroleum and natural gas (part), service activities incidental to oil and gas extraction excluding surveying (part)	EGY	2	Oil, gas, coke
18	OMN	Minerals nec	Other Mining: mining of metal ores, uranium, gems. other mining and quarrying	EGY	3	Other primary sectors
1	PDR	Paddy rice	Paddy Rice: rice, husked and unhusked	PRF	4	Processed Food
19	CMT	Bovine meat products	Cattle Meat: fresh or chilled meat and edible offal of cattle, sheep, goats, horses, asses, mules, and hinnies. raw fats or grease from any animal or bird.	PRF	4	Processed Food
20	OMT	Meat products nec	Other Meat: pig meat and offal. preserves and preparations of meat, meat offal or blood, flours, meals and pellets of meat or inedible meat offal; greaves	PRF	4	Processed Food
21	VOL	Vegetable oils and fats	Vegetable Oils: crude and refined oils of soya-bean, maize (corn),olive, sesame, ground-nut, olive, sunflower-seed, safflower, cotton-seed, rape, colza and canola, mustard, coconut palm, palm kernel, castor, tung jojoba, babassu and linseed, perhaps partly or wholly hydrogenated,inter-esterified, re-esterified or elaidinised. Also margarine and similar preparations, animal or vegetable waxes, fats and oils and their fractions, cotton linters, oil-cake and other solid residues resulting from the extraction of vegetable fats or oils; flours and meals of oil seeds or oleaginous fruits, except those of mustard; degreas and other residues resulting from	PRF	4	Processed Food

GTAP Nr.	Abbrev	Original GTAP sector	Description	Abbrev	Agg. Nr	Sector Name
			the treatment of fatty substances or animal or vegetable waxes.			
22	MIL	Dairy products	Milk: dairy products	PRF	4	Processed Food
23	PCR	Processed rice	Processed Rice: rice, semi- or wholly milled	PRF	4	Processed Food
24	SGR	Sugar	Sugar	PRF	4	Processed Food
25	OFD	Food products nec	Other Food: prepared and preserved fish or vegetables, fruit juices and vegetable juices, prepared and preserved fruit and nuts, all cereal flours, groats, meal and pellets of wheat, cereal groats, meal and pellets n.e.c., other cereal grain products (including corn flakes), other vegetable flours and meals, mixes and doughs for the preparation of bakers' wares, starches and starch products; sugars and sugar syrups n.e.c., preparations used in animal feeding, bakery products, cocoa, chocolate and sugar confectionery, macaroni, noodles, couscous and similar farinaceous products, food products n.e.c.	PRF	4	Processed Food
26	B_T	Beverages and tobacco products	Beverages and Tobacco products	B_T	4	Processed Food
27	TEX	Textiles	Textiles: textiles and man-made fibres	TEX	5	Textile, wearing, leather
28	WAP	Wearing apparel	Wearing Apparel: Clothing, dressing and dyeing of fur	WAP	5	Textile, wearing, leather
29	LEA	Leather products	Leather: tanning and dressing of leather; luggage, handbags, saddlery, harness and footwear	LEA	5	Textile, wearing, leather

GTAP Nr.	Abbrev	Original GTAP sector	Description	Abbrev	Agg. Nr	Sector Name
32	P_C	Petroleum, coal products	Petroleum & Coke: coke oven products, refined petroleum products, processing of nuclear fuel	P_C	6	Chemical & rubber products
33	CRP	Chemical, rubber, plastic products	Chemical Rubber Products: basic chemicals, other chemical products, rubber and plastics products	CRP	6	Chemical & rubber products
40	ELE	Electronic equipment	Electronic Equipment: office, accounting and computing machinery, radio, television and communication equipment and apparatus	ELM	7	Electronic equipment
41	OME	Machinery and equipment nec	Other Machinery & Equipment: electrical machinery and apparatus n.e.c., medical, precision and optical instruments, watches and clocks	OMC	8	Other machinery and equipment
35	I_S	Ferrous metals	Iron & Steel: basic production and casting	MTL	9	Metal products
36	NFM	Metals nec	Non-Ferrous Metals: production and casting of copper, aluminium, zinc, lead, gold, and silver	MTL	9	Metal products
37	FMP	Metal products	Fabricated Metal Products: Sheet metal products, but not machinery and equipment	MTL	9	Metal products
38	MVH	Motor vehicles and parts	Motor Motor vehicles and parts: cars, lorries, trailers and semi-trailers	MVH	10	Motor vehicles
39	OTN	Transport equipment nec	Other Transport Equipment: Manufacture of other transport equipment	OTN	11	Other transport equipment
30	LUM	Wood products	Lumber: wood and products of wood and cork, except furniture; articles of straw and plaiting materials	WPP	12	Lumber, paper and paper products
31	PPP	Paper products, publishing	Paper & Paper Products: includes publishing, printing and reproduction of recorded media	WPP	12	Lumber, paper and paper products
34	NMM	Mineral products nec	Non-Metallic Minerals: cement, plaster, lime, gravel, concrete	OMG	13	Other manufactures
42	OMF	Manufactures nec	Other Manufacturing: includes recycling	OMG	13	Other manufactures

**Table A2: GTAP service sector mapping to EBOPS**

GTAP Nr.	Abbr ev.	Original GTAP Sector	EBOPS	GTAP and EBOPS Sector Descriptions	Agg. Nr.	Agg. Name
49	wtp	Water transport		Sea transport	14	Water Transport
			206	1.1 Sea transport	14	Water Transport
			207	1.1.1 Passenger	14	Water Transport
			208	1.1.2 Freight	14	Water Transport
			209	1.1.3 Other	14	Water Transport
50	atp	Air transport		Air transport	15	Air transport
			210	1.2 Air transport	15	Air transport
			211	1.2.1 Passenger	15	Air transport
			212	1.2.2 Freight	15	Air transport
			213	1.2.3 Other	15	Air transport
48	otp	Transport nec		Other transport	16	Other transport
			214	1.3 Other transport	16	Other transport
			215	1.3.1 Passenger	16	Other transport
			216	1.3.2 Freight	16	Other transport
			217	1.3.3 Other	16	Other transport
			218	1.4 Other transport of which: Space transport	16	Other transport
			219	1.5 Other transport of which: Rail transport	16	Other transport
			220	1.5.1 Passenger	16	Other transport
			221	1.5.2 Freight	16	Other transport
			222	1.5.3 Other	16	Other transport
			223	1.6 Other transport of which: Road transport	16	Other transport
			224	1.6.1 Passenger	16	Other transport
			225	1.6.2 Freight	16	Other transport
			226	1.6.3 Other	16	Other transport
			227	1.7 Other transport of which: Inland waterway transport	16	Other transport
			228	1.7.1 Passenger	16	Other transport



GTAP Nr.	Abbr ev.	Original GTAP Sector	EBOPS	GTAP and EBOPS Sector Descriptions	Agg. Nr.	Agg. Name
			229	1.7.2 Freight	16	Other transport
			230	1.7.3 Other	16	Other transport
			231	1.8 Other transport of which: Pipeline transport and electricity transmission	16	Other transport
			232	1.9 Other transport of which: Other supporting and auxiliary transport services	16	Other transport
51	cmn	Communication		Communication	17	Communications
			245	3 Communications services	17	Communications
			246	3.1 Postal and courier services	17	Communications
			247	3.2 Telecommunications services	17	Communications
47	trd	Trade		Distribution	18	Distribution
			957	2.2 Travel - Expenditure on accommodation and food and beverage serving services	18	Distribution
			271	9.1.2 Other trade-related services	18	Distribution
52	ofi	Financial services nec		Financial services	19	Finance
			260	6 Financial services	19	Finance
53	isr	Insurance		Insurance	20	Insurance
			253	5 Insurance services	20	Insurance
			254	5.1 Life insurance and pension funding	20	Insurance
			255	5.2 Freight insurance	20	Insurance
			256	5.3 Other direct insurance	20	Insurance
			257	5.4 Reinsurance	20	Insurance
			258	5.5 Auxiliary services	20	Insurance
54	obs	Business services nec		Business and professional services	21	Business & professional services
			272	9.2 Operational leasing services	21	Business & professional services
			266	8 Royalties and license fees	21	Business & professional services
			891	8.1 Franchises and similar rights	21	Business & professional services
			892	8.2 Other royalties and license fees	21	Business & professional services
			273	9.3 Miscellaneous business, professional, and technical	21	Business & professional services

GTAP Nr.	Abbr ev.	Original GTAP Sector	EBOPS	GTAP and EBOPS Sector Descriptions	Agg. Nr.	Agg. Name
				services		
			274	9.3.1 Legal, accounting, management consulting, and public relations	21	Business & professional services
			275	9.3.1.1 Legal services	21	Business & professional services
			276	9.3.1.2 Accounting, auditing, bookkeeping, and tax consulting services	21	Business & professional services
			277	9.3.1.3 Business and management consulting and public relations services	21	Business & professional services
			278	9.3.2 Advertising, market research, and public opinion polling	21	Business & professional services
			279	9.3.3 Research and development	21	Business & professional services
			280	9.3.4 Architectural, engineering, and other technical services	21	Business & professional services
			281	9.3.5 Agricultural, mining, and on-site processing services	21	Business & professional services
			282	9.3.5.1 Waste treatment and depollution	21	Business & professional services
			283	9.3.5.2 Agricultural, mining, and other on-site processing services	21	Business & professional services
			284	9.3.6 Other business services	21	Business & professional services
			285	9.3.7 Services between related enterprises, n.i.e.	21	Business & professional services
54	obs	Business services nec		ICT	22	ICT
			262	7 Computer and information services	22	ICT
			263	7.1 Computer services	22	ICT
			264	7.2 Information services	22	ICT
			889	7.2.1 News agency services	22	ICT
			890	7.2.2 Other information provision services	22	ICT
46	cns	Construction		Construction	23	Construction
			249	4 Construction services	23	Construction
			250	4.1 Construction abroad	23	Construction
			251	4.2 Construction in the compiling economy	23	Construction
55	ros	Personal and		Personal and recreational services	24	Personal (recreational, cultural, social)

GTAP Nr.	Abbr ev.	Original GTAP Sector	EBOPS	GTAP and EBOPS Sector Descriptions	Agg. Nr.	Agg. Name
		recreational services				
			287	10 Personal, cultural, and recreational services, less 895, 896)	24	Personal (recreational, cultural, social)
			288	10.1 Audio-visual and related services	24	Personal (recreational, cultural, social)
			897	10.2.3 Other personal, cultural, and recreational services, excl education, health	24	Personal (recreational, cultural, social)
43	ely	Electricity		Electricity	25	Public (health, education, public administration, utilities)
44	gdt	Gas manufacture, distribution		Gas manufacture, distribution	25	Public (health, education, public administration, utilities)
45	wtr	Water		Water	25	Public (health, education, public administration, utilities)
56	osg	Public administration, defence, health, and education		Public administration, defence, health, and education	25	Public (health, education, public administration, utilities)
			291	11 Government services, n.i.e.	25	Public (health, education, public administration, utilities)
			292	11.1 Embassies and consulates	25	Public (health, education, public administration, utilities)
			293	11.2 Military units and agencies	25	Public (health, education, public administration, utilities)
			294	11.3 Other government services	25	Public (health, education, public administration, utilities)
			241	2.2.1 Health-related expenditure	25	Public (health, education, public administration, utilities)
			242	2.2.2 Education-related expenditure	25	Public (health, education, public administration, utilities)
			895	10.2.1 Education services	25	Public (health, education, public administration, utilities)
			896	10.2.2 Health services	25	Public (health, education, public administration, utilities)

GTAP Nr.	Abbr ev.	Original GTAP Sector	EBOPS	GTAP and EBOPS Sector Descriptions	Agg. Nr.	Agg. Name
57	dwe	Dwellings		Dwellings	25	Public (health, education, public administration, utilities)
				---	25	Public (health, education, public administration, utilities)





# Annex B: List of identified stakeholders

## European and International Stakeholders

Category of stakeholders	Organisation
EC	<ul style="list-style-type: none"> <li>• EC, DG Trade (Steering committee + relevant others)</li> <li>• Comité Européen Economique et Social;</li> <li>• European Patent Office</li> <li>• European Environmental Bureau</li> <li>• European Economic and Social Committee (EESC)</li> <li>• Environmental Policy Programme Environment Division United Nations Economic Commission for Europe</li> </ul>
Private sector and business representative organisations	<ul style="list-style-type: none"> <li>• Bundesarbeitskammer Österreich</li> <li>• Österreichischer Rechtsanwaltskammertag</li> <li>• ARD-Verbindungsbüro Brüssel</li> <li>• Confédération des Syndicats Chrétiens</li> <li>• Danmarks Rederiforening</li> <li>• Danish Chamber of Commerce</li> <li>• European Electronic Component Manufacturers Association</li> <li>• European Public Health Alliance</li> <li>• International Trade Union Confederation</li> <li>• CEEP - European Centre of Employers and Enterprises providing Public Services</li> <li>• European Association of Internet Services Providers</li> <li>• Committee for European Construction Equipment</li> <li>• EUROPEAN TRADE UNION CONFEDERATION</li> <li>• Association des Constructeurs Européens d'Automobiles</li> <li>• Association of Professional Wireless Production Technologies</li> <li>• EUROCHAMBRES – Association of European Chambers of Commerce and Industry</li> <li>• OFE Limited</li> <li>• EUROKINEMA (Association de producteurs de cinéma et de télévision)</li> <li>• ICMP (International Confederation of Music Publishers)</li> <li>• TechAmerica Europe</li> <li>• Insurance Europe</li> <li>• European Broadcasting Union - Union Européenne de Radio-Télévision AISBL</li> <li>• American Chamber of Commerce to the European Union</li> <li>• Businessseurope</li> <li>• IMPALA Association Internationale AISBL</li> <li>• FEDUSTRIA</li> <li>• Society of Audiovisual Authors</li> <li>• European Dairy Association aisbl</li> <li>• Quaker Council for European Affairs</li> <li>• DIGITALEUROPE</li> <li>• Seldia - The European Direct Selling Association</li> <li>• The International Federation of Inspection Agencies</li> <li>• CIRFS: European Man-made Fibres Association</li> <li>• European Telecommunications Network Operators' Association</li> </ul>

Category of stakeholders	Organisation
	<ul style="list-style-type: none"> <li>• European Committee for Standardization</li> <li>• CECED (European Committee of Domestic Equipment Manufacturers)</li> <li>• European Organisation for Security</li> <li>• International Federation of Film Distributors' Associations</li> <li>• Transatlantic Consumer Dialogue</li> <li>• International Federation of Reproduction Rights</li> <li>• Association des Constructeurs Européens d'Automobiles</li> <li>• European Banking Federation</li> <li>• European Services Strategy Unit (funded)</li> <li>• Bureau Européen des Unions de Consommateurs</li> <li>• European Services Forum</li> <li>• FoodServiceEurope</li> <li>• WWF European Policy Programme</li> <li>• European Express Association</li> <li>• European Community Shipowner's Associations</li> <li>• European Digital Rights</li> <li>• Comité européen interprofessionnel du thon tropical</li> <li>• European Generic medicines Association</li> <li>• UNIFE - The European Rail Industry</li> <li>• European Policy Centre</li> <li>• EuroCommerce</li> <li>• Central Europe Energy Partners</li> <li>• Beryllium Science &amp; Technology Association</li> <li>• Eucomed</li> <li>• European Association for the Co-ordination of Consumer Representation in Standardisation</li> <li>• Confédération Européenne des Associations de Petites et Moyennes Entreprises</li> <li>• European Federation of Pharmaceutical Industries and Associations</li> <li>• EUROKINEMA (Association de producteurs de cinéma et de télévision)</li> <li>• Euro Coop - European Community of Consumer Cooperatives</li> <li>• Transport and Environment (European Federation for Transport and Environment)</li> <li>• European Round Table of Industrialists</li> <li>• AeroSpace and Defence Industries Association of Europe</li> <li>• Délégation des Barreaux de France</li> <li>• Société des auteurs et compositeurs dramatiques</li> <li>• Association Française de la Gestion financière</li> <li>• GROUPE PAC 2013</li> <li>• Association des Amidonniers et Feculiers</li> <li>• Association de l'Aviculture</li> <li>• Mouvement des Entreprises de France (MEDEF)</li> <li>• Fédération Française des Sociétés d'Assurances</li> <li>• Verbraucherzentrale Bundesverband</li> <li>• Bundesverband der Deutschen Industrie e.V.</li> <li>• Deutscher Gewerkschaftsbund</li> <li>• Verband Kommunalen Unternehmen e.V.</li> <li>• Heinrich Böll Stiftung e.V.</li> <li>• Verbraucherzentrale Bundesverband</li> <li>• Handelsverband Deutschland - Der Einzelhandel</li> <li>• Deutscher Sparkassen-und Giroverband</li> </ul>



Category of stakeholders	Organisation
	<ul style="list-style-type: none"> <li>• Verband der Elektrotechnik Elektronik Informationstechnik</li> <li>• Gesamtverband der Deutschen Versicherungswirtschaft e.V.</li> <li>• International Trademark Association</li> <li>• IFPI Representing recording industry worldwide</li> <li>• Humane Society International</li> <li>• International Federation of Reproduction Rights</li> <li>• International Federation of Actors</li> <li>• International Video Federation</li> <li>• Trans-Atlantic Business Council</li> <li>• Confederazione Generale dell'Industria Italiana</li> <li>• Fairwatch (funded)</li> <li>• Confederazione Generale dell'Industria Italiana</li> <li>• Entidad de Gestión de Derechos de los Productores Audiovisuales</li> <li>• LO - The Swedish Trade Union Confederation</li> <li>• Brussels Office of the Swedish Trade Unions</li> <li>• Koepel van de Vlaamse Noord-Zuidbeweging - 11.11.11</li> <li>• British Medical Association</li> <li>• Confederation of British Industry</li> <li>• Les CCI ALPMED ASBL</li> </ul>
Civil society organisations	<ul style="list-style-type: none"> <li>• Bellona Europa</li> <li>• Eurogroup for Animals</li> <li>• Friends of the Earth Europe</li> <li>• International Fund for Animal Welfare</li> <li>• APRODEV</li> <li>• Fondazione Giacomo Brodolini</li> <li>• Stichting Health Action International</li> <li>• ACP Civil Society Forum</li> <li>• Alianza Social Continental (ASC)</li> <li>• Asia Pacific Research Network (APRN)</li> <li>• Asian Peasant Coalition (APC)</li> <li>• Association for Women's Rights in Development (AWID)</li> <li>• Association pour la Taxation des Transactions financière et l'Aide aux Citoyens - (ATTAC) European Network</li> <li>• Committee for the Cancellation of the Third World Debt (CADTM)</li> <li>• Coordinadora Latinoamericana de Trabajadores de los Servicios Públicos (CLATSEP)</li> <li>• Development Alternatives with Women for a New Era (DAWN)</li> <li>• Dignity International</li> <li>• Eastern and Southern Africa Small-scale Farmer's Forum (ESAFF)</li> <li>• Education International (EI)</li> <li>• European Federation of Public Services Unions (EPSU)</li> <li>• European Water Movement</li> <li>• Food &amp; Water Europe</li> <li>• Humane Society International</li> <li>• IBON International</li> <li>• Indigenous Peoples Movement for Self Determination and Liberation (IPMSDL)</li> <li>• IndustriALL Global Union</li> <li>• International Presentation Association</li> <li>• International Union of Food, Agricultural, Hotel, Restaurant, Catering, Tobacco and</li> </ul>

Category of stakeholders	Organisation
	<p>Allied Workers' Associations (IUF)</p> <ul style="list-style-type: none"> <li>• La Internacional de Servicios Publicos Americas- ISP Americas</li> <li>• Latin American Confederation of Cooperatives and Mutual (COLACOT)</li> <li>• LDC Watch</li> <li>• Marcha Mundial de las Mujeres Internacional</li> <li>• Mesa de Coordinación Latinoamericana de Comercio Justo-RIPESS LAC (región América Latina)</li> <li>• Pacific Network on Globalisation (PANG)</li> <li>• Pax Romana ICMICA Asia</li> <li>• Plataforma Interamericana de Derechos Humanos, Democracia y Desarrollo (PIDHHD)</li> <li>• Public Services International (PSI)</li> <li>• Public Services International (PSI) - Central America, Mexico and Dominican Republic</li> <li>• Red Latinoamericana Mujeres Transformando la Economía (REMTE)</li> <li>• South Asia Alliance for Poverty Eradication (SAAPE)</li> <li>• Southern and Eastern African Trade, Information and Negotiations Institute (SEATINI)</li> <li>• Transnational Institute</li> <li>• UNI Europa</li> <li>• UNI Global Union</li> <li>• WIDE+</li> <li>• World Society for the Protection of Animals</li> </ul>
Other	<ul style="list-style-type: none"> <li>• Platform of European Social NGOs</li> <li>• Oxfam solidarité</li> </ul>

## Stakeholders in the countries currently involved in TISA

### Australia

Category of stakeholders	Organisation
Government	<ul style="list-style-type: none"> <li>• Department of Foreign Affairs and Trade</li> </ul>
Private sector and business representative organisations	<ul style="list-style-type: none"> <li>• ANZ</li> <li>• Australian Chamber of Commerce and Industry</li> <li>• Australian Council of Trade Unions</li> <li>• Australian Fair Trade &amp; Investment Network Ltd</li> <li>• Australian Institute of Architects</li> <li>• Australian Services Roundtable</li> <li>• Australian Services Union</li> <li>• Consult Australia</li> <li>• Financial Services Council</li> <li>• IBM Australia/New Zealand</li> <li>• Law Council of Australia</li> <li>• Music Council of Australia</li> </ul>
Civil society organisations	<ul style="list-style-type: none"> <li>• Australian Conservation Foundation</li> <li>• Australian Fair Trade and Investment Network</li> <li>• New South Wales Nurses and Midwives' Association</li> </ul>
Research institutes / think tanks	<ul style="list-style-type: none"> <li>• Australian National University College of Law</li> </ul>

Canada

Category of stakeholders	Organisation
Government	<ul style="list-style-type: none"> <li>• Minister of International Trade</li> </ul>
Private sector and business representative organisations	<ul style="list-style-type: none"> <li>• The Canadian Chamber of Commerce</li> <li>• Canadian Council for International Business</li> <li>• Canada Export Centre</li> </ul>
Civil society organisations	<ul style="list-style-type: none"> <li>• The Council of Canadians</li> <li>• Canadian Environmental Law Association</li> <li>• Association pour la taxation des transactions financières et pour l'Action citoyenne (ATTAC-Québec)</li> <li>• Canadian Environmental Law Association</li> <li>• Canadian Health Coalition</li> <li>• Canadian Union of Postal Workers</li> <li>• Canadian Union of Public Employees (CUPE)</li> <li>• Common Frontiers</li> <li>• Confédération des syndicats nationaux</li> <li>• Council of Canadians</li> <li>• Global Compliance Research Project</li> <li>• National Union of Public and General Employees</li> <li>• Public Service Alliance of Canada</li> <li>• Syndicat de la fonction publique et parapublique du Québec (SFPQ)</li> </ul>
Research institutes / think tanks	<ul style="list-style-type: none"> <li>• The Conference Board of Canada</li> <li>• Centre for Research on Globalization</li> </ul>

Category of stakeholders	Organisation
Government	<ul style="list-style-type: none"> <li>• Subsecretaría de Telecomunicaciones</li> <li>• Ministerio de Transporte y Telecomunicaciones</li> <li>• Ministerio de Relaciones Exteriores- DIRECON - Dirección General de Relaciones Económicas Internacionales</li> <li>• Ministerio de Economía</li> <li>• Ministerio de Hacienda</li> <li>• Ministerio de Obras Públicas</li> <li>• Comité de Inversiones Extranjeras</li> <li>• ProChile</li> </ul>
Private sector and business representative organisations	<ul style="list-style-type: none"> <li>• Cámara de Comercio de Santiago</li> <li>• "Derechos Digitales (NGO)</li> <li>• Coordinador de Investigación - Centro de Estudios en Derecho Informático, Universidad de Chile"</li> <li>• Asociación de Bancos e instituciones financieras</li> <li>• Sociedad Fomento Fabril y Producción</li> </ul>

## Chinese Taipei

Category of stakeholders	Organisation
Government	<ul style="list-style-type: none"><li>• Office of Trade Negotiation, Ministry of Economic Affairs</li></ul>
Private sector and business representative organisations	<ul style="list-style-type: none"><li>• Taiwan Coalition of Service Industries</li><li>• European Chamber of Commerce Taiwan</li></ul>
Research institutes / think tanks	<ul style="list-style-type: none"><li>• Chun-Hua Institution for Economic Research</li><li>• Commerce Development Research Institute</li></ul>

Colombia

Category of stakeholders	Organisation
Government	<ul style="list-style-type: none"> <li>• Ministerio de Comercio, Industria y Turismo</li> <li>• Programa de Transformación Productiva</li> </ul>
Private sector and business representative organisations	<ul style="list-style-type: none"> <li>• Asociación Nacional de Empresarios de Colombia – ANDI</li> </ul>
Civil Society	<ul style="list-style-type: none"> <li>• Instituto Latinoamericano para una Sociedad y un Derecho Alternativos (ILSA)</li> <li>• Red Colombiana de Acción Frente al Libre Comercio (RECALCA)</li> <li>• Sindicato Nacional de Servidores públicos del Estado Colombiano</li> <li>• Sindicato Unitario Nacional de Trabajadores del Estado (SUNET)</li> <li>• Union Nacional de Trabajadores del Estado y los Servicios Públicos de Colombia (UTRADEC)</li> </ul>

Category of stakeholders	Organisation
Government	<ul style="list-style-type: none"> <li>• Superintendencia de Telecomunicaciones (SUTEL)</li> <li>• Viceministerio de Telecomunicaciones (RETEL)</li> <li>• Consejo Nacional de Supervisión del Sistema Financiero (CONASSIF)</li> <li>• Superintendencia General de Entidades Financieras</li> <li>• Superintendencia General de Valores (SUGEVAL)</li> <li>• Superintendencia de Pensiones (SUPEN)</li> <li>• Superintendencia de Seguros (SUGESE)</li> <li>• Ministerio de Obras Públicas y Transportes (MOPT)</li> <li>• Instituto Nacional de Puertos del Pacífico (INCOP)</li> <li>• Junta de Administración Portuaria y de Desarrollo Económico de la Vertiente del Pacífico (JAPDEVA)</li> <li>• Ministerio del Ambiente</li> </ul>
Private sector and business representative organisations	<ul style="list-style-type: none"> <li>• Cámara de Tecnologías de Información y Comunicación de Costa Rica</li> </ul>
Civil society organisations	<ul style="list-style-type: none"> <li>• CEJIL Centro para la justicia y el derecho internacional</li> <li>• CODEHUCA - Comisión para la Defensa de los Derechos Humanos en Centroamérica</li> <li>• Alianza por tus derechos</li> <li>• WWC Costa Rica</li> <li>• APREFLOFAS - Preservación de la Flora y la Fauna</li> <li>• Preservplanet</li> <li>• FECON Federación conservacionista de Costa Rica</li> <li>• CATIE - Soluciones para el ambiente y el desarrollo</li> </ul>



## Hong Kong China

Category of stakeholders	Organisation
Government	<ul style="list-style-type: none"><li>• Trade and Industry Department, Hong Kong Government</li></ul>
Private sector and business representative organisations	<ul style="list-style-type: none"><li>• European Chamber of Commerce</li><li>• General Chamber of Commerce</li><li>• Hong Kong Trade Development Council</li></ul>
Civil society organisations	<ul style="list-style-type: none"><li>• Carbon Care</li><li>• Civic Exchange</li><li>• The Better Hong Kong Foundation</li></ul>
Research institutes / think tanks	<ul style="list-style-type: none"><li>• Bauhinia Foundation Research Center</li></ul>

## Iceland

Category of stakeholders	Organisation
Government	<ul style="list-style-type: none"><li>• Ministry of Foreign Affairs</li></ul>
Private sector and business representative organisations	<ul style="list-style-type: none"><li>• Confederation of Icelandic Employers</li><li>• Icelandic Confederation of Labour</li><li>• The Federation of Icelandic Industries</li><li>• Federation of Trade and Services</li><li>• Iceland Chamber of Commerce</li></ul>
Research institutes / think tanks	<ul style="list-style-type: none"><li>• Institute of International Affairs, University of Iceland</li><li>• Institute of Economic Studies, University of Iceland</li><li>• School of Business, University of Reykjavik</li></ul>

*Israel*

Category of stakeholders	Organisation
Government	<ul style="list-style-type: none"><li>• Ministry of Industry, Trade and Labor</li><li>• Foreign Trade Administration</li></ul>
Private sector and business representative organisations	<ul style="list-style-type: none"><li>• Tel Aviv &amp; Central Israel Chamber of Commerce</li><li>• Israeli Association of Electronics &amp; Software Industries</li></ul>
Civil society organisations	<ul style="list-style-type: none"><li>• Association for Civil Rights in Israel (ACRI)</li><li>• The Peace Cycle</li></ul>

Category of stakeholders	Organisation
Government	<ul style="list-style-type: none"> <li>• Ministry of Internal Affairs and Communication (MIC)</li> <li>• Ministry of Land, Infrastructure, Transport and Tourism (MLIT)</li> <li>• Ministry of Economy, Trade and Industry (METI)</li> <li>• Financial Services Agency (FSA)</li> </ul>
Private sector and business representative organisations	<ul style="list-style-type: none"> <li>• Japan Machinery Center</li> <li>• European Business Council (EBC)</li> <li>• European Business Council (EBC)</li> </ul>
Civil society organisations	<ul style="list-style-type: none"> <li>• Global Witness</li> <li>• WWF</li> <li>• Kiko Network</li> <li>• Advocacy and Monitoring Network on Sustainable Development (AMnet)</li> <li>• Association pour la Taxation des Transactions financière et l'Aide aux Citoyens (ATTAC) Japan</li> <li>• Globalization Watch Hiroshima</li> </ul>

*Korea*

Category of stakeholders	Organisation
Government	<ul style="list-style-type: none"><li>• KOTRA - Korea Trade and Investment Promotion Agency</li><li>• Ministry of Trade, Industry and Energy</li></ul>
Private sector and business representative organisations	<ul style="list-style-type: none"><li>• Korea International Trade Association (KITA)</li><li>• Korea Export Insurance Corporation (KEIC)</li></ul>

Category of stakeholders	Organisation
Government	<ul style="list-style-type: none"> <li>• Banco Nacional de Comercio Exterior</li> <li>• Comisión Federal de Telecomunicaciones</li> <li>• Comisión Mixta para la Promoción de las Exportaciones.</li> <li>• Programa de Competitividad e Innovación México-UE</li> <li>• PROMEXICO</li> <li>• Secretaría de Comunicaciones y Transporte</li> <li>• Secretaría de Desarrollo Económico</li> </ul>
Private sector and business representative organisations	<ul style="list-style-type: none"> <li>• Asociación de Industriales del Estado de México A.C.</li> <li>• Asociación Mexicana de Estándares para el Comercio Electrónico</li> <li>• Asociación Mexicana de Instituciones de Seguros. A.C.</li> <li>• Asociación Mexicana de Profesionales en Informática</li> <li>• Asociación Mexicana para la Protección de la Propiedad Intelectual A.C.</li> <li>• Cámara Nacional de Comercio de la Ciudad de México</li> <li>• Cámara Nacional de la Industria de la Transformación.</li> <li>• Cámara de Comercio, Servicios y Turismo de la Ciudad de México</li> <li>• Cámara de Comercio Servicio y Turismo en Pequeño de la Ciudad de México</li> <li>• Cámara Nacional de la Industria Electrónica, de Telecomunicaciones y Tecnología de la Información</li> <li>• Consejo Coordinador Empresarial</li> <li>• Cámara Nacional de la Industria de Radio y Televisión</li> <li>• Consejo Empresarial Mexicano de Comercio Exterior, Inversión y Tecnología</li> <li>• Confederación de Cámaras Industriales de México</li> <li>• Confederación Nacional de Cámaras de Comercio</li> <li>• Cámara Internacional de Comercio</li> <li>• Unión Social de Empresarios de México</li> </ul>
Civil society organisations	<ul style="list-style-type: none"> <li>• Centro de Estudios Económicos del Sector Privado</li> <li>• Fundación del Empresariado en México, A.C.</li> <li>• Observatorio de la Cooperación Internacional para el Desarrollo en México</li> <li>• Alianza Mexicana por la Autodeterminación de los Pueblos (AMAP)</li> <li>• Asociación Nacional De Industriales De Transformación, A. C. Anit.</li> <li>• Bia'lii, Asesoría e Investigación, A.C.</li> <li>• Centro De Investigación Laboral Y Asesoría Sindical (CILAS)</li> <li>• Coalición de Organizaciones Mexicanas por el Derecho al Agua</li> <li>• FIAN - Sección México</li> <li>• Jóvenes frente al G20</li> <li>• Mujeres Por el Dialogo, Ac.</li> <li>• Participación Organizada para el Desarrollo Regional, A.C. (PODER)</li> <li>• Red Latinoamericana Mujeres Transformando la Economía (REMTE), Mexico</li> <li>• Red Mexicana de Acción frente al Libre Comercio (RMALC)</li> <li>• Red Nacional Genero y Economía</li> <li>• SEMILLAS, A.C.</li> <li>• Sindicato Único Nacional de Trabajadores de Nacional Financiera</li> <li>• Union Nacional de Trabajadores (UNT)</li> <li>• Unión Popular Valle Gómez, A. C.</li> <li>• Grupo Tacuba</li> </ul>
Research institutes / think tanks	<ul style="list-style-type: none"> <li>• Asociación Mexicana de Estudios Internacionales</li> <li>• Centro de Estudios Internacionales</li> </ul>

Category of stakeholders	Organisation
	<ul style="list-style-type: none"> <li>• Centro de Investigación y Docencia Económicas</li> <li>• Consejo Mexicano de Asuntos Internacionales</li> <li>• Centro Análisis en Investigación</li> <li>• Instituto Mexicano para la Competitividad, Asociación Civil.</li> <li>• Instituto Tecnológico Autónomo de México</li> </ul>

*New Zealand*

Category of stakeholders	Organisation
Government	<ul style="list-style-type: none"> <li>Ministry of Foreign Affairs and Trade</li> </ul>
Private sector and business representative organisations	<ul style="list-style-type: none"> <li>BusinessNZ</li> <li>NZ International Business Forum</li> <li>Saunders Unsworth, Government Relations Consultants</li> <li>NZ Council of Trade Unions</li> </ul>
Civil society organisations	<ul style="list-style-type: none"> <li>ECO – Environment and Conservation Organisations Aotearoa New Zealand</li> <li>Council for International Development</li> <li>It's Our Future.org.nz</li> <li>Maritime Union of New Zealand</li> </ul>
Research institutes / think tanks	<ul style="list-style-type: none"> <li>Oxfam New Zealand</li> <li></li> </ul>
International organisations with offices	<ul style="list-style-type: none"> <li>It's Our Future NZ</li> <li>The Sustainability Council of New Zealand</li> </ul>



## Norway

Category of stakeholders	Organisation
Government	<ul style="list-style-type: none"> <li>Ministry of Foreign Affairs</li> </ul>
Private sector and business representative organisations	<ul style="list-style-type: none"> <li>Confederation of Norwegian Industries</li> <li>Norwegian Confederation of Trade Unions</li> <li>Virke</li> <li>Norwegian Shipowners' Association</li> <li>Intsok</li> </ul>
Civil society organisations	<ul style="list-style-type: none"> <li>Norwegian Church Aid</li> <li>Association pour la Taxation des Transactions financière et l'Aide aux Citoyens (ATTAC) Norway</li> <li>Campaign for the Welfare State</li> <li>Norwegian Trade Campaign</li> <li>Norwegian Union of Social Educators and Social Workers (FO)</li> <li>Union of Education Norway (UEN)</li> </ul>
Research institutes / think tanks	<ul style="list-style-type: none"> <li>FAFO</li> </ul>

## Pakistan

Category of stakeholders	Organisation
Government	<ul style="list-style-type: none"> <li>• State Bank of Pakistan</li> <li>• Ministry of Commerce</li> <li>• Pakistan Trade Development Authority</li> </ul>
Private sector and business representative organisations	<ul style="list-style-type: none"> <li>• Pakistan Software Houses Association for IT &amp; ITES</li> <li>• Pakistan Software Export Board(PSEB)</li> <li>• Karachi Port Trust</li> <li>• Pakistan Telecommunication Company Ltd.</li> <li>• All Pakistan Cement Manufacturers Association</li> <li>• Pakistan Business Council</li> <li>• ICMAP (Institute of Cost and Management Accountants of Pakistan)</li> <li>• Pakistan Automotive Parts and Accessories Manufacturers Association (PAPAM)</li> <li>• All Pakistan Textiles Mills Association</li> <li>• Overseas Investors Chamber of Commerce</li> <li>• Pakistan Leather Manufacturers and Exporters Association</li> <li>• Pakistan Tanners Association</li> <li>• Federation of Chambers of Commerce and Industry</li> <li>• Pakistan Ready-made Garments Manufacturers and Exporters Association</li> <li>• Pakistan Banks Association</li> <li>• Travel Agents Association of Pakistan (TAAP)</li> <li>• Pakistan Automotive Manufacturers Association</li> </ul>
Civil society organisations	<ul style="list-style-type: none"> <li>• Human Rights Commission of Pakistan</li> <li>• Dharti Development Foundation Sindh</li> <li>• Gothseengar Foundation (GSF)</li> <li>• Pakistan Kissan Mazdoor Tehreek</li> <li>• Roots for Equity</li> <li>• Social Alternatives for Community Empowerment</li> </ul>

*Panama*

Category of stakeholders	Organisation
Government	<ul style="list-style-type: none"> <li>• Ministerio de Comercio e Industrias</li> <li>• MIDA</li> <li>• PROINVEX</li> </ul>
Private sector and business representative organisations	<ul style="list-style-type: none"> <li>• Asociación Bancaria de Panamá</li> <li>• Asociación de Corredores de Bienes Raíces-ACOBIR</li> <li>• Asociación Panameña de Hoteles</li> <li>• Cámara de Comercio, Industrias y Agricultura de Panamá</li> <li>• Centro Nacional de Competitividad</li> <li>• Sindicato de Industriales de Panamá</li> <li>• Unión Nacional de Pequeñas y Medianas Empresas</li> </ul>
Civil society organisations	<ul style="list-style-type: none"> <li>• Alianza Ciudadana Pro Justicia</li> <li>• Fundación Libertad Ciudadana</li> <li>• FUNDALCOM</li> <li>• Agricultura Alternativa y de Alerta ante la Transgénesis (AGALAT)</li> </ul>

## Paraguay

Category of stakeholders	Organisation
Government	<ul style="list-style-type: none"><li>• Ministerio de Industria y Comercio</li></ul>
Private sector and business representative organisations	<ul style="list-style-type: none"><li>• Red de Inversiones y Exportaciones</li><li>• Camara Nacional de Comercio y Servicios de Paraguay</li></ul>

Category of stakeholders	Organisation
Government	<ul style="list-style-type: none"> <li>• Agencia Española de Cooperación</li> <li>• Embajada de Alemania</li> <li>• Embajada de Austria</li> <li>• Embajada de España</li> <li>• Embajada de Finlandia</li> <li>• Embajada de Polonia</li> <li>• Embajada de República Checa</li> <li>• Embajada Suiza</li> <li>• Ministerio de Ambiente</li> <li>• Ministerio de Relaciones Exteriores</li> <li>• Congreso de la República</li> </ul>
Private sector and business representative organisations	<ul style="list-style-type: none"> <li>• AVINA</li> <li>• A2G</li> <li>• Instituto Interamericano de Cooperación para la Agricultura</li> <li>• Swisscontact</li> <li>• Traffic International</li> <li>• WeltHungerHilfe / PlanCC</li> <li>• Libélula</li> <li>• CIMA</li> </ul>
Civil society organisations	<ul style="list-style-type: none"> <li>• Perú Environmental Investigation Agency</li> <li>• Sociedad Peruana de Derecho Ambiental- SPDA</li> <li>• WWF</li> <li>• The Nature Conservancy</li> <li>• Acción Internacional para la Salud (AIS)</li> <li>• Asociación Pro Derechos Humanos (APRODEH)</li> <li>• Centro de Derechos y Desarrollo (CEDAL)</li> <li>• Centro de Estudios y Promoción del Desarrollo</li> <li>• Centro Peruano de Estudios Sociales (CEPES)</li> <li>• CooperaAcción – Acción Solidaria para el Desarrollo</li> <li>• Derecho Ambiente y Recursos Naturales (DAR)</li> <li>• Federación de Trabajadores del agua Potable y Alcantarillado del Perú (FENTAP)</li> <li>• Frente Nacional por la Vida y la Soberanía (FRENVIDAS)</li> <li>• Grupo Género y Economía Perú</li> <li>• La Alianza Social Continental Capítulo Perú</li> <li>• Marcha Mundial de las Mujeres Perú</li> <li>• Red Peruana de Comercio Justo y Consumo Ético (Perú)</li> <li>• Red Peruana por una Globalización con Equidad (RedGE)</li> </ul>
Research institutes / think tanks	<ul style="list-style-type: none"> <li>• Universidad Antonio Ruiz de Montoya</li> <li>• Facultad de Ciencias Sociales- PUCP</li> </ul>
International organisations with offices	<ul style="list-style-type: none"> <li>• Banco Interamericano de Desarrollo</li> <li>• PNUD</li> </ul>

## Switzerland

Category of stakeholders	Organisation
Government	<ul style="list-style-type: none"><li>• State Secretariat for Economic Affairs</li></ul>
Private sector and business representative organisations	<ul style="list-style-type: none"><li>• The Chambers of Commerce and Industry of Switzerland (CCIS)</li><li>• GTSA</li></ul>
Civil society organisations	<ul style="list-style-type: none"><li>• Information Platform humanrights.ch</li></ul>

Turkey

Category of stakeholders	Organisation
Government	<ul style="list-style-type: none"> <li>• Ministry of Economy</li> <li>• Ministry of EU Affairs</li> <li>• Under-Secretariat for Treasury</li> </ul>
Private sector and business representative organisations	<ul style="list-style-type: none"> <li>• KARİD - Courier, Cargo and Logistics Association</li> <li>• TESK - Confederation of Turkish Tradesmen and Craftsmen</li> <li>• TOBB - The Union of Chambers and Commodity Exchanges of Turkey</li> <li>• TURSAB - Association of Turkish Travel Agencies</li> <li>• TÜSIAD - Turkish Industry and Business Association</li> <li>• TÜSKON - Turkish Confederation of Businessmen and Industrialists</li> </ul>
Civil society organisations	<ul style="list-style-type: none"> <li>• IDH - Human Rights Association</li> </ul>
Research institutes / think tanks	<ul style="list-style-type: none"> <li>• Bilkent University (Ankara)</li> <li>• Marmara University (Istanbul)</li> </ul>

Category of stakeholders	Organisation
Government	<ul style="list-style-type: none"> <li>• Department of Commerce</li> <li>• US Mission to the EU</li> <li>• TUSIAD</li> </ul>
Private sector and business representative organisations	<ul style="list-style-type: none"> <li>• American Automotive Policy Council</li> <li>• American Council of Consumer Interests</li> <li>• American Farm Bureau Federation</li> <li>• Business Roundtable</li> <li>• Coalition of Services Industries</li> <li>• Consumer Federation of America</li> <li>• Emergency Committee for America Trade</li> <li>• Financial Services Forum</li> <li>• International Brotherhood of Teamsters</li> <li>• National Council of Textile Organizations</li> <li>• National Foreign Trade Council</li> <li>• National Retail Federation</li> <li>• PhRma</li> <li>• Southern United States Trade Association</li> <li>• Trans-Atlantic Business Council</li> <li>• US Chamber of Commerce</li> <li>• US Council for International Business</li> </ul>
Civil society organisations	<ul style="list-style-type: none"> <li>• AFL CIO</li> <li>• Citizens Trade Campaign</li> <li>• Consumer Federation of America</li> <li>• Environmental Defense Fund</li> <li>• National Consumers League</li> <li>• Public Citizen</li> <li>• Alliance for Democracy</li> <li>• Center for Policy Analysis on Trade and Health (CPATH)</li> <li>• Food &amp; Water Watch</li> <li>• Global Exchange</li> <li>• Milwaukee Clean Clothes Campaign</li> <li>• Milwaukee Fair Trade Coalition</li> <li>• Minnesota Fair Trade Coalition</li> <li>• New Rules for Global Finance</li> <li>• Texas Fair Trade Coalition</li> <li>• United Electrical, Radio and Machine Workers of America (UE)</li> <li>• Utility Workers Union of America</li> </ul>
Research institutes / think tanks	<ul style="list-style-type: none"> <li>• Atlantic council</li> <li>• Centre for European Policy Analysis</li> <li>• Centre for Transatlantic Relations</li> </ul>



# Annex C: Literature, tools, references

## Literature

### *TiSA and trade in services*

Adlung, R. and Mamdouh, H (2013), 'How to Design Trade Agreements in Services? Top Down or Bottom Up?', WTO Staff Working Paper, ERSD-13-08.

Australian Government. Department of Foreign Affairs and Trade (2013). 'Trade in Services Agreement (TiSA)', [Available online at: <https://www.dfat.gov.au/trade/negotiations/services/trade-in-services-agreement.html>]

Adamrah, M. (2013) 'TiSA to haunt developing nations after Bali', The Jakarta Post [available online at: <http://www.thejakartapost.com/news/2013/12/07/tisa-haunt-developing-nations-after-bali.html>]

Burri, M. (2013), 'Should There Be New Multilateral Rules for Digital Trade?'. Think piece for the E15 Expert Group on Trade and Innovation.

Coalition of Services Industries (2013), 'The Trade In Services Agreement (TiSA)', [available online at: <https://servicescoalition.org/negotiations/trade-in-services-agreement>]

De Micco, P. (2013), "The Plurilateral Agreement on Services: at the starting gate", Policy Briefing, EU Directorate-General for External Policies, Policy Department, DGEXPO/B/PolDep/Note/2013\_57 February 2013. [available online at: <http://libraryeuoparl.wordpress.com/2013/03/01/international-services-agreement-towards-anew-plurilateral-trade-agreement/>]

Escaith, H. (2013), 'Measuring Trade in Goods and Services', International Trade Forum, Issue 1.

Eichengreen, B. and Poonam G. (2011), 'The two waves of service-sector growth', Oxford Economic Papers.

European Commission (2013), 'The Trade in Services Agreement ('TiSA')', [available online at: [http://trade.ec.europa.eu/doclib/docs/2013/june/tradoc\\_151374.pdf](http://trade.ec.europa.eu/doclib/docs/2013/june/tradoc_151374.pdf) ]

European Commission (2013), 'Public Survey on the Trade in Services Agreement (TiSA) Background'[available online at: <http://www.google.nl/url?sa=t&rct=j&q=&esrc=s&frm=1&source=web&cd=5&ved=0CFAQFjAE&url=http%3A%2F%2Fwww.komora.cz%2Fdownload.aspx%3Fdontparse%3Dtrue%26FileID%3D11147&ei=ZlzyUu69OYrQtAb12YDQCA&usq=AFQjCNEUJfSf18FH40Z8H-9FZJOy6famrw>]

ETUC - Syndicat European Trade Union (2013), 'Statement on the goals and principles of the Trade in Services Agreement (TiSA)', [available online at: [http://www.etuc.org/IMG/pdf/Statement\\_on\\_the\\_goals\\_and\\_principles\\_of\\_TISA\\_-\\_August\\_2013-2.pdf](http://www.etuc.org/IMG/pdf/Statement_on_the_goals_and_principles_of_TISA_-_August_2013-2.pdf)]

European Commission (2003), 'External costs: Research results on socio-environmental damages due to electricity and transport', European Commission, Directorate-General for Research. Luxemburg: Office for Official Publications of the European Communities.

European Commission, DG Trade, Media Trade Statistics, 2012, [http://trade.ec.europa.eu/doclib/docs/2006/september/tradoc\\_117658.pdf](http://trade.ec.europa.eu/doclib/docs/2006/september/tradoc_117658.pdf).

European Trade Union Confederation (ETUC) – International Trade Union Confederation (ITUC) (2013), 'ETUC and ITUC joint statement on the Trade in Services Agreement (TISA)', [available online at: [http://www.epsu.org/IMG/pdf/ITUC-ETUC\\_statement\\_on\\_the\\_goals\\_and\\_principles\\_of\\_TISA.pdf](http://www.epsu.org/IMG/pdf/ITUC-ETUC_statement_on_the_goals_and_principles_of_TISA.pdf)]

Godsoe ,H. (2014). 'The Depth of the Trade in Services Agreement' ExpressO', [available online at: [http://works.bepress.com/harold\\_godsoe/1](http://works.bepress.com/harold_godsoe/1)]

Global Federation of Insurance Associations (2013) 'GFIA position paper on the Trade in Services Agreement (TISA)' [available online at: [http://www.clhia.ca/domino/html/clhia/CLHIA\\_LP4W\\_LND\\_Webstation.nsf/page/FA70C27C970F0EE785257C4A006E8EE3/\\$file/GFIA-13-28%20Position%20paper%20on%20TISA.pdf](http://www.clhia.ca/domino/html/clhia/CLHIA_LP4W_LND_Webstation.nsf/page/FA70C27C970F0EE785257C4A006E8EE3/$file/GFIA-13-28%20Position%20paper%20on%20TISA.pdf)]

International Trade Union Confederation (2013), 'Trade in Services Agreement risks jeopardising universal access to high quality public services' [available online at: <http://www.ituc-csi.org/trade-in-services-agreement-risks?lang=en>]

Hoekman, B. (1996), 'Assessing the General Agreement on Trade in Services', in Martin and Winters (eds.), The Uruguay Round and Developing Countries, Cambridge University Press, Cambridge.

Hoekman, B. (2013), 'Sustaining multilateral trade cooperation in a multipolar world economy'. The Review of International Organizations, 1-20

Hufbauer, G., Jensen, B. and Stephenson, S (2012), 'Framework for the International Services Agreement', Peterson Institute for International Economics, Policy Brief, no. PB-12-10.

Hufbauer, G., Schott, J., & Cimino, C. A (2013), 'Plurilateral Agreement on Local Content Requirements', At Building on Bali, Centre for Economic Policy Research, pp. 133.

Jiabao, L. (2013), 'China to join talks on trade in services', China Daily [available online at: [http://www.chinadaily.com.cn/china/2013-09/27/content\\_16997915.htm](http://www.chinadaily.com.cn/china/2013-09/27/content_16997915.htm)]

Krist, B. (2013), 'Origin of the World Trade Organization Agreement on Trade in Services', America's Trade Policy [available online at: <http://americatradepolicy.com/origin-of-the-world-trade-organization-agreement-on-trade-in-services/#.UvJUzszZgXcs>]

Labour Net Austria (2013), 'An international "Trade in Services Agreement" (TISA)? Why this Proposed Free Trade Agreement (FTA) in Services is Dangerous to Democracy, Development, and the Public Interest, and Must Be Stopped!' [available online at: <http://www.labournetaustria.at/wordpress/wp-content/uploads/The-Proposed-TISA-May-2013.pdf>]

Langalanga, A. (2013), 'TISA: Doha's Illegitimate Child or Uruguay Chickens Coming Home to Roost', The Trade Beat [available online at: <http://www.thetradebeat.com/opinion-analysis/tisa-doha-s-illegitimate-child-or-uruguay-chickens-coming-home-to-roost>]

Marchetti, J. A., Roy, M. (2013), VOX. Research-based policy analysis and commentary from leading economists, [available online at: <http://www.voxeu.org/article/trade-services-agreement>]

Marchetti, J. A., & Roy, M. (2013), 'The Tisa initiative: An overview of market access issues' (No. ERSD-2013-11). WTO Staff Working Paper.

Marchetti, J., and Roy, M (2008), 'Services Liberalization in the WTO and in PTAs', Opening markets for trade in services: Countries and sectors in bilateral and WTO negotiations, pp. 61-112.

Marchetti, J. and M. Roy (2009) , 'Opening Markets for Trade in Services; Countries and Sectors in Bilateral and WTO Negotiations', Cambridge: Cambridge University Press and WTO.

Marchetti, J., Roy, M. and Zoratto, L (2012), 'Is There Reciprocity in Preferential Trade Agreements on Services?', WTO Staff Working Paper, ERSD-2012-16, October.

International Trade Center (2013). 'Mobilizing Business for trade in Services', [available online at: <http://www.google.nl/url?sa=t&rct=j&q=&esrc=s&frm=1&source=web&cd=2&ved=0CDIQFjAB&url=http%3A%2F%2Fwww.intracen.org%2FMobilizing-Business-for-Trade-in-Services-english%2F&ei=oOD8UuLkNuP9ygPD2ICACA&usq=AFQjCNF5J4SHjp2l6uzgUMzzKNwup1Epow&sig2=LHGwW88kcl7mazvMZeiydw>]

National Board of Trade (2013), 'Global Value Chains and Services: An Introduction', [available online at: <http://www.kommers.se/Documents/dokumentarkiv/publikationer/2013/rapporter/report-global-value-chains-and-services-an-introduction.pdf>]

Parker, P. (2013) 'China Asks to Join the Trade in Services Agreement Talks', The Diplomat [available online at: <http://thediplomat.com/2013/10/china-asks-to-join-the-trade-in-services-agreement-talks/>]

Peng, S. (2013), 'Is the Trade in Services Agreement (TiSA) a Stepping Stone for the Next Version of GATS?', Hong Kong Law Journal, Volume 43, Part 2, 611-632

Public Service International (2013), 'They call themselves the "Really Good Friends of Services" but they are selling out our communities Public Services International denounces Trade in Services Agreement', [Available online at: [http://www.worldpsi.org/sites/default/files/attachment/media/en\\_psi\\_tisa\\_statement\\_16sept2013\\_1.pdf](http://www.worldpsi.org/sites/default/files/attachment/media/en_psi_tisa_statement_16sept2013_1.pdf)]

Public Citizen (2013), 'Comment Concerning the Proposed International Service Agreement' [available online at: <http://www.citizen.org/documents/public-citizen-comments-on-international-services-agreement.pdf>]

Roy, M., Marchetti, J. and Lim, H (2007), 'Services Liberalization in the New Generation of Preferential Trade Agreements: How Much Further than the GATS?', World Trade Review 6(2): 155-192.

Roy, M (2011), 'Services Commitments in Preferential Trade Agreements: An Expanded

Dataset', WTO Staff Working Paper, ERSD-11-18, November.

Sauvé, P (2013), 'A Plurilateral Agenda for Services? Assessing the case for a Trade in Services Agreement (TISA)'. NCCR Trade Regulation. Swiss National Centre of Competence in Research, Working Paper No. 2013/29

US Chamber of Commerce (2014), 'Trade in Services Agreement' [available online at: <https://www.uschamber.com/international/international-agenda/trade-services-agreement>]

US Chamber of Commerce (2013), 'To Bali and Beyond: Securing Real Deliverables Through the Multilateral Trade System', [available online at: [https://www.uschamber.com/sites/default/files/legacy/media/1309ChamberDelegation\\_wtoPositionPaper.pdf](https://www.uschamber.com/sites/default/files/legacy/media/1309ChamberDelegation_wtoPositionPaper.pdf)]

Van Acoleyen, M. and Baouendi, A. (2011), 'Analysis for European Neighbourhood Policy (ENP) Countries and the Russian Federation on social and economic benefits of enhanced environmental protection', Tunisia country report, October 2011.

Vickers, B. (2013), 'Approaches and the Trade Round'. Strengthening the multilateral trading System, No. 35.

#### *Economic analysis*

Francois, J.F., B. Hoekman, and J. Woerz (2007), 'Does Gravity Apply to Nontangibles: Trade and FDI Openness in Services', plenary paper at the 2007 ETSG meetings, and an unpublished 2008 updated version.

Francois, J.F. (1998), 'Scale economies and imperfect competition in the GTAP model,' GTAP consortium technical paper.

Francois, J.F. and D.W. Roland-Holst (1997), 'Scale economies and imperfect competition', in J.F. Francois and K.A. Reinert, eds. (1997), Applied methods for trade policy analysis: a handbook, New York: Cambridge University Press.

Francois, J.F., B. McDonald and H. Nordstrom (1996), 'Trade liberalization and the capital stock in the GTAP model', GTAP consortium technical paper.

Francois, J.F., B.J. McDonald, and H. Nordstrom (1997), 'Capital Accumulation in Applied Trade Models,' in J.F. Francois, and K.A. Reinert, eds. (1997), Applied methods for trade policy analysis: a handbook, New York: Cambridge University Press.

Francois, J.F. (2001), 'The Next WTO Round: North-South stakes in new market access negotiations', CIES Adelaide and the Tinbergen Institute, Adelaide: CIES.

Francois, J.F., H. van Meijl and F. van Tongeren (2005), 'Trade Liberalization in the Doha Development Round,' in Economic Policy April: 349-391.

Hall, R.E. (1988), 'The relation between price and marginal cost in U.S. industry', in Journal of Political Economy, Vol. 96, No. 5, pp. 921-947.

Hertel, T. and M. Tsigas (1996), 'The Structure of GTAP,' in Hertel, T., ed., (1996), in *Global Trade Analysis*, Cambridge MA: Cambridge University Press.

*Social and environmental analysis literature*

Ang, B.W. (1995), 'Decomposition Methodology in Industrial Energy Demand Analysis', *Energy*, 20(11), pp.1081-95.

Ang, B.W. (2004), 'Decomposition Analysis for Policymaking in Energy: Which is the Preferred Method.' *Energy Policy* 32, pp.1131-39.

De Janvry, and Sadoulet, E (2008). 'Methodological Note: Estimating the Effects of the Food Price Surge on the Welfare of the Poor', Mimeo, UC Berkeley.

Decent Work Indicators, concepts and definitions, First manual, ILO Office, May 2012:

[http://www.ilo.org/wcmsp5/groups/public/---dgreports/---stat/documents/publication/wcms\\_183859.pdf](http://www.ilo.org/wcmsp5/groups/public/---dgreports/---stat/documents/publication/wcms_183859.pdf).

European Environment Agency (2009), 'EN35 External costs of electricity production', European Environment Agency, [available online at: [http://www.eea.europa.eu/publications/eea\\_report\\_2008\\_6/EN35\\_External\\_costs\\_of\\_electricity\\_production.pdf/at\\_download/file](http://www.eea.europa.eu/publications/eea_report_2008_6/EN35_External_costs_of_electricity_production.pdf/at_download/file)].

ILO (2010), Committee of Application of Standards at the Conference, Extracts from the record of proceedings, International Labour Conference, Ninety-Ninth Session, International Labour Office, Geneva, 2010.

ILO (2011), Report of the Committee of Experts on the Application of Conventions and Recommendations, General Report and observations concerning particular countries International Labour Conference, 100th Session, International Labour Office, Geneva, 2011.

ILO (2013), Report of the Committee of Experts on the Application of Conventions and Recommendations [available online at: [http://www.ilo.org/ilc/ILCsessions/102/reports/reports-submitted/WCMS\\_205472/lang-en/index.htm](http://www.ilo.org/ilc/ILCsessions/102/reports/reports-submitted/WCMS_205472/lang-en/index.htm)]

ILO (2011). Trade and employment: from myths to facts [available online at: [http://www.ilo.org/employment/areas/trade-and-employment/WCMS\\_162297/lang-en/index.htm](http://www.ilo.org/employment/areas/trade-and-employment/WCMS_162297/lang-en/index.htm).]

Deardorff, A.V. (1996), 'Some Economic Effects of the Free Trade Agreement Between Tunisia and The European Union'. Discussion paper No. 385, School of Public Policy, University of Michigan

WTO – ILO (2011). Making globalisation socially sustainable [available online at: [http://www.ilo.org/global/publications/ilo-bookstore/order-online/books/WCMS\\_144904/lang-en/index.htm](http://www.ilo.org/global/publications/ilo-bookstore/order-online/books/WCMS_144904/lang-en/index.htm)]

Maliszewska, M., Jarocińska, E., Ščasný, M. (2010), 'Modelling Economic, Social and Environmental Implications of a Free Trade Agreement Between the European Union and The Russian Federation', No 93, CASE Network Reports.

Nordhaus, W. (2011), 'Estimates of the Social Cost of Carbon: Background and Results from the Rice-2011 Model', Cowles Foundation Discussion Paper No. 1826, Cowles Foundation For Research In Economics Yale University, New Haven

Preiss P, Friedrich R and Klotz V (2008). 'Report on the procedure and data to generate averaged/aggregated data'. Deliverable n° 1.1 - RS 3a. R&D Project NEEDS – New Energy Externalities Developments for Sustainability. Prepared For DG Research.

Ščasný, M., Tsuchimoto Menkyna, F. (2012), 'Index-based decomposition of SO<sub>2</sub>, NO<sub>x</sub>, CO and PM emissions stemming from stationary emission sources in Czech Republic over 1997-2007', In: V. Costantini, M. Mazzanti, & A. Montini (Eds.), Hybrid economic-environmental accounts. London; New York: Routledge, 240 pp. ISBN: 978-0-415-59421-9. Pp. 203-231.

Chen, S. and, Ravallion, M (2003), 'Household Welfare Impacts of China's Accession to the World Trade Organization', The World Bank Policy Research Working Paper 3040.

Tol, R.S.J. (2009), 'The Economic Effects of Climate Change', Journal of Economic Perspectives, American Economic Association, vol. 23(2), pages 29-51, Spring.

Winters, L. A. (2000), 'Trade and poverty: is there a connection?'. Trade, Income Disparity and Poverty, 5.

## Useful links

Besides the literature sources, we have also made a first scan of relevant websites where we, as well as any other stakeholder to this study, can draw upon for more information.

### *Ecoys previous Trade Sustainability Impact Assessment websites:*

EU-Tunisia: <http://www.trade-sia.com/tunisia/>

EU-Morocco: <http://www.trade-sia.com/Morocco>

EU-Armenia: <http://tsia.ecorys.com/armenia/>

EU-Moldova: <http://tsia.ecorys.com/moldova/>

EU-Georgia: <http://tsia.ecorys.com/georgia/>

EU-India: <http://tsia.ecorys.com/india/>

EU-ASEAN: <http://tsia.ecorys.com/asean/>

EU-Ukraine: <http://tsia.ecorys.com/ukraine/>

EU-Central America: <http://tsia.ecorys.com/ca/>

European Commission - The Directorate General for Trade: <http://ec.europa.eu/trade/>.

DG Trade - General information regarding TSIA: <http://ec.europa.eu/trade/analysis/sustainability-impact-assessments/>.

### *Labour and ILO*

Trade and labour: Making effective use of trade sustainability impact assessments and monitoring mechanisms <http://ec.europa.eu/social/BlobServlet?docId=7220&langId=en>;

ILO Assessing and Addressing the Effects of Trade on Employment:

[http://www.ilo.org/employment/Whatwedo/Projects/WCMS\\_118053/lang--en/index.htm](http://www.ilo.org/employment/Whatwedo/Projects/WCMS_118053/lang--en/index.htm);

ILO Trade and Employment:

<http://www.ilo.org/employment/areas/trade-and-employment/lang--en/index.htm>;

ILO Decent Work Team

[http://www.ilo.org/global/meetings-and-events/regional-meetings/africa/arm-12/reports/WCMS\\_161396/lang--en/index.htm](http://www.ilo.org/global/meetings-and-events/regional-meetings/africa/arm-12/reports/WCMS_161396/lang--en/index.htm);

Decent Work Indicators, concepts and definitions, First manual, ILO Office, May 2012:

[http://www.ilo.org/wcmsp5/groups/public/---dgreports/---stat/documents/publication/wcms\\_183859.pdf](http://www.ilo.org/wcmsp5/groups/public/---dgreports/---stat/documents/publication/wcms_183859.pdf);

The ILO Committee of Experts' (CEACR) Reports:

issued 2012, adopted in December 2011 (observations on conventions No. 87 and 111, and direct requests on Conventions No. 29, 98, 100, 111, 138 and 182)

[http://www.ilo.org/wcmsp5/groups/public/---ed\\_norm/---relconf/documents/meetingdocument/wcms\\_174843.pdf](http://www.ilo.org/wcmsp5/groups/public/---ed_norm/---relconf/documents/meetingdocument/wcms_174843.pdf);

issued in 2011, adopted in December 2010 (observations on Conventions No. 87 and 111, and direct requests on conventions 29, 98, 100 and 111)

<http://www.ilo.org/public/libdoc/ilo/P/09661/09661%282011-100-1A%29.pdf>;

#### *Multilateral Environmental Agreements*

UNECE Environmental policies

<http://www.unece.org/env/cep/welcome.html>;

EC Environment – Multilateral Environmental Agreements

[http://ec.europa.eu/environment/international\\_issues/agreements\\_en.htm](http://ec.europa.eu/environment/international_issues/agreements_en.htm).

#### *Government websites:*

Australia. Department of Foreign Affairs and Trade: <http://www.dfat.gov.au/>

Canada. Ministry of International Trade: <http://www.international.gc.ca/commerce/>

Chile. Department of International Trade: <http://www.economia.gob.cl>

Colombia. Ministry of Trade, industry and Tourism: <http://www.mincit.gov.co/>

Costa Rica. Ministry of International Trade: <http://www.comex.go.cr/>

Hong Kong. Department of Trade and Industry: <https://www.tid.gov.hk/eindex.html>

Iceland. Ministry of Foreign Affairs: <http://www.mfa.is/ministry/organization/>

Israel. Ministry of Economy: <http://www.moital.gov.il/>

Japan. Ministry of Economy, Trade and Industry: <http://www.meti.go.jp/english/>

Liechtenstein. Department of International Trade Promotion:

<http://www.tradewiththailand.com/en.html>

Mexico. Secretary of Economy: <http://www.economia.gob.mx/>

New Zealand. Ministry of Foreign Affairs and Trade: <http://www.mfat.govt.nz/>

Norway. Ministry of Trade and Industry: <http://www.regjeringen.no/en/dep/nfd.html?id=709>

Pakistan. Ministry of Commerce: <http://www.commerce.gov.pk/>

Panamá. Ministry of Commerce and Industries: <http://www.mici.gob.pa/base.php?hoja=homepage>

Paraguay. Ministry of Industry and Commerce: <http://www.mic.gov.py/v1/index.php>

Perú. Ministry of International Trade and Tourism: <http://www.mincetur.gob.pe/newweb/>

Korea. Ministry of Foreign Affairs:

[http://www.mofa.go.kr/ENG/about/trade/index.jsp?menu=m\\_70\\_30](http://www.mofa.go.kr/ENG/about/trade/index.jsp?menu=m_70_30)

Switzerland. Ministry of foreign Affairs and Trade: <http://www.mfat.govt.nz/index.php>

Taiwan. Ministry of Economic Affairs: <http://www.moea.gov.tw/Mns/english/home/English.aspx>

Turkey. Ministry of Economy: <http://www.economy.gov.tr/>

United States. Secretary of Commerce: <http://www.commerce.gov/>







P.O. Box 4175  
3006 AD Rotterdam  
The Netherlands

Watermanweg 44  
3067 GG Rotterdam  
The Netherlands

T +31 (0)10 453 88 00  
F +31 (0)10 453 07 68  
E [netherlands@ecorys.com](mailto:netherlands@ecorys.com)

**W** [www.ecorys.nl](http://www.ecorys.nl)

***Sound analysis, inspiring ideas***